



MADE IN  
POLAND



# Product catalogue

Lamps and reflective devices

# 2022

AUTOMOTIVE LIGHTING OF THE FUTURE



**K W D**  
CORPORATION

株式会社 KWD

〒231-0028

神奈川県横浜市中区翁町 2-7-10

関内フレックスビル 3 F

TEL: 045-264-4608 | FAX: 045-264-4609

<https://www.kwd-corp.co.jp>

[www.was.eu](http://www.was.eu)



# Contents



warning lamps



position lamps /  
clearance lights



reflective devices



interior lights



licence plate lights



driving, fog  
and DRL lamps



single-functional front  
and rear lamps



multifunctional  
rear lamps



multifunctional  
front lamps



work lamps



cable harnesses  
and other accessories



lamps in accordance  
with ADR requirements



more at:  
[www.was.eu](http://www.was.eu)

12V-24V

IP66/68

Warning lamps



# W112 | W126

LED  
lamp

1. Rotating pattern 125 RPM R65
2. Automatic switching, 30 seconds for each program
3. Single Flash 132 FPM R65
4. Single Flash 228 FPM R65
5. Double Flash 141 FPM R65
6. Double Flash 182 FPM R65
7. Triple Flash 133 FPM R65
8. Triple Flash 174 FPM R65

RPM - rotate per minute  
FPM - flash per minute

- PATTERN 1**  
Single Flash 132 FPM R65
- PATTERN 2**  
Double Flash 141 FPM R65
- FPM - flash per minute

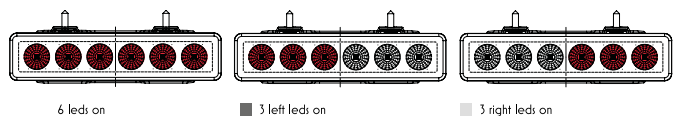


**SYNC**  
synchronization means that the lamps  
connected together flash simultaneously  
or alternately

options	magnet		cigarette lighter plug		open cable		surface		pole		plug		
	300cm		700cm		300cm		open cable		280cm		plug		
	color	clear	color	clear	color	clear	color	clear	color	clear	color	clear	
<b>W112</b>													
8 patterns	amber	852.1	852.7	852.2	852.8	852.3	852.9	852.4	852.10	852.6	852.12	x	x
	blue	853.1	853.7	853.2	853.8	853.3	853.9	853.4	853.10	853.6	853.12	x	x
	red	854.1	854.7	854.2	854.8	854.3	854.9	854.4	854.10	854.6	854.12	x	x
<b>W126</b>													
Pattern 1	amber	866.1	866.7	866.2	866.8	866.3	866.9	866.4	866.10	866.6	866.12	866.5	866.11
	blue	867.1	867.7	867.2	867.8	867.3	867.9	867.4	867.10	867.6	867.12	867.5	867.11
	red	868.1	868.7	868.2	868.8	868.3	868.9	868.4	868.10	868.6	868.12	868.5	868.11
Pattern 2	amber	866.1D	866.7D	866.2D	866.8D	866.3D	866.9D	866.4D	866.10D	866.6D	866.12D	866.5D	866.11D
	blue	867.1D	867.7D	867.2D	867.8D	867.3D	867.9D	867.4D	867.10D	867.6D	867.12D	867.5D	867.11D
	red	868.1D	868.7D	868.2D	868.8D	868.3D	868.9D	868.4D	868.10D	868.6D	868.12D	868.5D	868.11D
Pattern 1 with SYNC	amber	x	x	x	x	866.3SYNC	866.9SYNC	866.4SYNC	866.10SYNC	866.6SYNC	866.12SYNC	x	x
	blue	x	x	x	x	867.3SYNC	867.9SYNC	867.4SYNC	867.10SYNC	867.6SYNC	867.12SYNC	x	x
	red	x	x	x	x	868.3SYNC	868.9SYNC	868.4SYNC	868.10SYNC	868.6SYNC	868.12SYNC	x	x
Pattern 2 with SYNC	amber	x	x	x	x	866.3DSYNC	866.9DSYNC	866.4DSYNC	866.10DSYNC	866.6DSYNC	866.12DSYNC	x	x
	blue	x	x	x	x	867.3DSYNC	867.9DSYNC	867.4DSYNC	867.10DSYNC	867.6DSYNC	867.12DSYNC	x	x
	red	x	x	x	x	868.3DSYNC	868.9DSYNC	868.4DSYNC	868.10DSYNC	868.6DSYNC	868.12DSYNC	x	x

# W117

12V-24V IP6K9K



1. Program f - 2.18Hz
2. Program f - 2.18Hz
3. Program f - 2.1Hz
4. Program f - 2.8Hz
5. Program f - 2.2Hz
6. Program f - 2.2Hz
7. Program f - 2.18Hz



146,5/39/50mm



available in ADR version

LED lamp

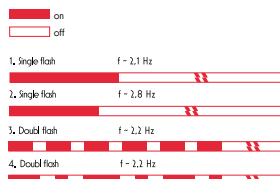
# W134

12V-24V IP6K9K

LED lamp



237/20,5/25mm



# W151

12V-24V IP66/68

Tail lift lamps



106/92/13mm

1126

LED lamp

12V-24V IP66/68



96,5/76/13mm

1127

# W152

# W217

12V-24V IP6K9K

LED lamp

112,9/45,9/24,6mm



1468 CLEAR 1468 1470  
1468 CLEAR ECO 1468 ECO 1470 ECO

W217 & W218

Single Flash 129FPM **R65**



Double Flash 129FPM **R65**



only W217 and W218 with SYNC synchronization means that the lamps connected together flash simultaneously or alternately

W217 ECO & W218 ECO

Double Flash 129FPM **R65**



# W218

12V-24V IP6K9K

LED lamp

132,9/45,9/24,6mm



1469 CLEAR 1469 1471  
1469 CLEAR ECO 1469 ECO 1471 ECO



available in ADR version

12V-24V IP6K9K

# W233

LED lamp

Ø131,6/83,6-150mm



Double Flash 146FPM (2,43Hz) **R65**



options		magnet with a suction cup			magnet without a suction cup			screw fixing	M12 screw with a through-channel	screw fixing	flexible fitting for support tube, for socket type ISO 4165
		open cable 300cm	cigarette lighter plug 300cm	cigarette lighter plug 700cm	open cable 300cm	cigarette lighter plug 300cm	cigarette lighter plug 700cm				
1 pattern	amber	1534.1	1534.1 3M	1534.1 7M	1534.2	1534.2 3M	1534.2 7M	1534.3	1534.4	1534.5	1534.6
	blue	1535.1	1535.1 3M	1535.1 7M	1535.2	1535.2 3M	1535.2 7M	1535.3	1535.4	1535.5	1535.6
	red	1536.1	1536.1 3M	1536.1 7M	1536.2	1536.2 3M	1536.2 7M	1536.3	1536.4	1536.5	1536.6
1 pattern with SYNC	amber	1534.1 SYNC	x	x	1534.2 SYNC	x	x	1534.3 SYNC	1534.4 SYNC	1534.5 SYNC	x
	blue	1535.1 SYNC	x	x	1535.2 SYNC	x	x	1535.3 SYNC	1535.4 SYNC	1535.5 SYNC	x
	red	1536.1 SYNC	x	x	1536.2 SYNC	x	x	1536.3 SYNC	1536.4 SYNC	1536.5 SYNC	x

# PO2

12V|24V IP54

12V|24V IP54

Position lamps: 09, 33, 34,  
Indicator: 10



137/49/30mm



Bulb lamps

136/51/33mm

# WE92

12V|24V IP54

Position lamps: 12, 13  
Indicator: 14



Bulb lamps

Ø91/60mm

# W15

12V|24V IP56

Front position lamps: 82, 82Z  
Rear position lamps: 83, 83Z  
Side position lamps: 84, 84Z



86/81/28-46mm

Bulb lamps

# W17

12V|24V IP56

Front position lamps: 88P, 88Z  
Rear position lamps: 89P, 89Z



116/46/48mm

12V-24V IP66/68

# W17D

116/46-66/21,5mm

With (Z) or without bracket



available with Jaeger connector



LED lamp

LED lamp

# W22

12V|24V IP66/68



154/49/55mm

options		front-rear-side		rear-side		front-side	
		12V	24V	12V	24V	12V	24V
without bracket	left	118LK	119LK	120LK	121LK	122LK	123LK
	right	118PK	119PK	120PK	121PK	122PK	123PK
with bracket	left	118LKZ	119LKZ	120LKZ	121LKZ	122LKZ	123LKZ
	right	118PKZ	119PKZ	120PKZ	121PKZ	122PKZ	123PKZ



# W21.8

12V|24V IP66/68



142L (12V)  
142P (12V)  
142L (24V)  
142P (24V)



available with Jaeger connector

LED lamp

12V|24V IP66/68

# W21.9



143L (12V)  
143P (12V)  
143L (24V)  
143P (24V)

# W44

12V-24V IP66/68

LED lamp



available in ADR version

98/31,5/25mm



available with Jaeger connector



217Z / 217P    218Z / 218P    219Z / 219P

with (Z) or without bracket

12V-24V IP66/68

# W46

111/62,5-75,5/23mm



223Z / 223    224Z / 224    225Z / 225

# W47

12V-24V IP66/68

LED lamp



available with Jaeger connector



230Z / 230    229Z / 229    231Z / 231

114/40/25mm

with (Z) or without bracket

12V-24V IP66/68

# W47WW



available in ADR version



534Z / 534    536Z / 536    535Z / 535

114/40-63/29,5-40mm

12V-24V IP66/68

LED lamp

# W63

84/24/25mm



available with Jaeger connector



302Z    303Z    304Z  
302    303    304

with (Z) or without bracket

12V-24V IP66/68

# W172

159,2/73,2/36,4mm



1176

bracket or rubber base

# W64

12V-24V IP66/68

LED lamp

# W65

12V-24V IP66/68

LED lamp

102/46-68/18,8mm



available with Jaeger connector



306Z / 306P    307Z / 307P    305Z / 305P

with (Z) or without bracket

102/46-68/12mm



308Z / 308P    309Z / 309P    310Z / 310P

# W115

12V-24V IP66/68

LED lamp



available with Jaeger connector



230Z / 230    229Z / 229    231Z / 231    534Z / 534    536Z / 536    535Z / 535

114/40/25mm

with (Z) or without bracket

114/40-63/29,5-40mm

12V-24V IP66/68

LED lamp



824

826

825

238/20,6/10,4mm

bracket or rubber base



# W127

12V-24V IP66/68

LED lamp



12V-24V IP66/68

# W128

105,4/45-67,5/11,8-33,8mm

available with Jaeger connector

105,4/45-67,5/11,8-33,8mm



901 902 903



904 905 906

# W45

12V-24V IP6K9K

LED lamp

130/32-57/20-42mm

130/32/20,5mm

with (Z) or without bracket



222Z / 222 221Z / 221 220Z / 220



available with Jaeger connector



available in ADR version



1229 1230 1231

NEON EFFECT

# W157

12V-24V IP6K9K

LED lamp

114,4/54,2/22,3mm



1134 1135 1136



available in ADR version

114,4/54,2/22,3mm



1138 1139 1140



available in ADR version

# W45S

12V-24V IP6K9K

LED lamp



slim



available in ADR version



1234 1233 1232

130/32-57/14,5-36,5mm



slim

NEON EFFECT



1235 1236 1237

130/32-57/14,5-36,5mm

# W174

12V-24V IP66/68

LED lamp

115,3/41,3/20mm



1219 1220 1221



available in ADR version

12V-24V IP66/68

# W175

115,3/41,3/20mm



1223 1224 1225



available in ADR version

# W195, W196

12V-24V IP6K9K

LED lamp



1382 open cable 1382/I connector 2 pin



1383 1384 1385

106,5/46,5-67,4/21,8-43,8mm

12V-24V IP6K9K

# W197



1386 1387 1388

106,5/46,5-67,4/21,8-43,8mm



# W198

12V-24V IP6K9K

124/49-68.6/20-42,3mm



1399 1400 1401



available in ADR version

LED lamp

NEON EFFECT

12V-24V IP6K9K

117/56-72/20-42mm



1402 1403 1404



available in ADR version

# W199

# W201

12V-24V IP6K9K

119/44,5/7,5-19,5mm



1412 1413 1414



available in ADR version

LED lamp



available with Jaeger connector

12V-24V IP6K9K

119/44,5/17,5-25,5mm



1415 1417 1416

# W202

# W240

12V-24V IP6K9K

133,8/53-70,7/25-47mm



lamp with display function which outline the vehicle on the road



1598

1600

1599

LED lamp

12V-24V IP6K9K

180  
98/31,5/25mm



LED lamp

# W36

12V-24V IP6K9K

182



LED lamp

# W37

12V-24V IP6K9K

184



LED lamp

# W38

# W57

12V-24V IP6K9K

270/52/35mm



276

LED lamp



available with Jaeger connector

12V-24V IP6K9K

291/55/95mm



277

# W58



# W60

12V-24V IP66/68

LED lamp



available with Jaeger connector

72/32/23mm



278

279

280



side

281  
(3 LED)  
amber

front

282 (2 LED)  
283 (3 LED)  
white

rear

284 (2 LED)  
285 (3 LED)  
red

# W61

12V-24V IP66/68

84/24/25mm

# W97.2

12V-24V IP66/68

LED lamp

83,8/24,2/10,4mm



5 LED



713

712

711

83,8/24,2/10,4mm

12 LED



716

715

714

# W97.3

12V-24V IP66/68

# W76.1, W76.2

12V-24V IP66/68

LED lamp

84/24/25mm



557  
(3 LED)

558  
(6 LED)

SUPER BRIGHT

# W76.3, W76.4

12V-24V IP6K9K

237/20,5/22mm



559  
(9 LED)

560  
(12 LED)

# W97.4

12V-24V IP66/68

LED lamp

238/20,6/10,4mm

9 LED



718

717

719



238/20,6/10,4mm

12 LED



721

720

722



# W97.5

12V-24V IP66/68

# W80

12V-24V IP66/68

LED lamp

Ø29mm



668

669

670

SNAP IN

12V-24V IP66/68

# W97.1

83,8/24,2/10,4mm

3 LED



710

709

708

# W109N

12V-24V IP66/68

NEON EFFECT

84/24/22mm



766

767

765

# W110N

12V-24V IP6K9K

NEON EFFECT

237/21,2/22mm



767

770

769





# W122

12V-24V IP66/68

**983KR**  
amber lens

**985**



54/54/8mm



**984**

**983**

**984KR**  
red lens

LED  
lamp

# W122N

12V-24V IP66/68

**987**

**986KR**  
amber lens



54/54/8mm



**987KR**  
red lens

**988**

**986**

LED  
lamp

# W189, W189N

12V-24V IP66/68

NEON  
EFFECT

110/31/13mm

LED  
lamp



**1338**

**1341**  
NEON

**1339**

**1342**  
NEON

**1340**

**1343**  
NEON



# W104

12V-24V IP66/68

12V-24V IP66/68

# W105

LED  
lamp

120-150/42/38-65mm

120-150/42/38-65mm

**817/I**



**817L/III 817P/III**

**817L/II 817P/II**

**818/I**



**818L/II 818P/II**

**818L/III 818P/III**

# W106

12V-24V IP66/68

12V-24V IP66/68

# W107

LED  
lamp

120-150/42/38-65mm

120-150/42/38-65mm

**819/I**



**819L/II 819P/II**

**819L/III 819P/III**

**820/I**



**820L/III 820P/III**

**820L/II 820P/II**

12V-24V IP66/68



available with Jaeger connector

LED  
lamp

NEON  
EFFECT

90-120/34-61/28-58mm

# W140



**1080/I**

**1080L/II**

**1080P/II**

**1080L/III**

**1080P/III**

**1081/I**

**1081L/II**

**1081P/II**

**1081L/III**

**1081P/III**



# W21.x

12V-24V IP66/68



All lamps available with wide or narrow base



options	STAR	N	RR	WW (BC)	WW	W (BC)	W	SS (BC)	SS	S (BC)	S	RF (BC)	RF	Z		
W21.1	873	771	631	504BC	504	495BC	495	420BC	420	411BC	411	293BC	293	261	134	
W21.2	left	874L	772L	632L	505BCL	505L	496BCL	496L	421BCL	421L	412BCL	412L	294BCL	294L	262L	135L
	right	874P	772P	632P	505BCP	505P	496BCP	496P	421BCP	421P	412BCP	412P	294BCP	294P	262P	135P
W21.3	left	875L	773L	633L	506BCL	506L	497BCL	497L	422BCL	422L	413BCL	413L	295BCL	295L	263L	136L
	right	875P	773P	633P	506BCP	506P	497BCP	497P	422BCP	422P	413BCP	413P	295BCP	295P	263P	136P
W21.4	876	774	634	507BC	507	498BC	498	423BC	423	414BC	414	296BC	296	264	137	
W21.5	left	877L	775L	635L	508BCL	508L	499BCL	499L	424BCL	424L	415BCL	415L	297BCL	297L	265L	138L
	right	877P	775P	635P	508BCP	508P	499BCP	499P	424BCP	424P	415BCP	415P	297BCP	297P	265P	138P
W21.6	878	776	636	509BC	509	500BC	500	425BC	425	416BC	416	298BC	298	266	139	
W21.7	left	879L	777L	637L	510BCL	510L	501BCL	501L	426BCL	426L	417BCL	417L	299BCL	299L	267L	140L
	right	879P	777P	637P	510BCP	510P	501BCP	501P	426BCP	426P	417BCP	417P	299BCP	299P	267P	140P
W21.10	left	880L	778L	638L	511BCL	511L	502BCL	502L	427BCL	427L	418BCL	418L	x	x	x	152L
	right	880P	778P	638P	511BCP	511P	502BCP	502P	427BCP	427P	418BCP	418P	x	x	x	152P

# W23, W24, W25, W56, W79

12V-24V IP66/68

LED lamp



available with Jaeger connector



front position light

rear position light

side position light



options	red i white	white	amber	red
W23	125	x	x	x
W24	x	129	149	127
W25	x	133	151	131
W56	275	x	x	x
W79	x	665	667	666




# W23X-W25X, W56X, W79X

12V-24V IP66/68

LED lamp



available with Jaeger connector



options	STAR	N	RR	WW (BC)	WW	W (BC)	W	SS (BC)	SS	S (BC)	S	RF (BC)	RF
W23X	front rear	882 780	780 640	514BC 514	514 513BC	513BC 513	513 448BC	448BC 448	447BC 447	517BC 517			
W24X	front	884	782	650	x	521	x	519	x	453	x	451	x
	rear	885	783	652	522C	522	520C	520	454C	454	452C	452	528C
	side	x	784	654	522PKR	522P	520PKR	520P	x	x	x	x	x
W25X	front	886	785	651	x	525	x	523	x	457	x	455	x
	rear	887	786	653	526C	526	524C	524	458C	458	456BC	456	530BC
	side	x	787	655	526PKR	526P	524PKR	524P	x	x	x	x	x
W56X	front	883	781	641	516BC	516	515BC	515	450BC	450	449BC	449	518BC
	rear												
W79X	front	896	797	678	x	x	x	673	x	x	x	676	x
	rear	897	798	679	x	x	x	674	x	x	x	677	x
	side	x	796	680	x	x	x	675	x	x	x	x	x



# W48

12V-24V IP6K9K

LED lamp



available in ADR version



187/165/37mm



available with Jaeger connector



135/114/37mm

# W49

options	front-rear-side	front-rear	
W48	left	238L	239L
	right	238P	239P
W49	left	241L	242L
	right	241P	242P

12V-24V IP6K9K

# W62

front-rear-side

286



available in ADR version



84/103/33mm

available with Jaeger connector



LED lamp

front-rear

287



12V-24V IP66/68

# W75.1 (A-E) „Wiking”

options	front-rear-side	front-rear	
black	left	537L	538L
	right	537P	538P
cream	left	539L	540L
	right	539P	540P

LED lamp



155/160/58mm



# W74.1, W74.2, W74.2A, W74.3X

12V-24V IP66/68

LED lamp

available with Jaeger connector



**W74.1** **W74.1N**  
191/166/79mm



**W74.2** **W74.2N**  
108/98/79mm



**W74.2A** **W74.2AN**  
108/98/79mm



**W74.3** **W74.3N**  
98/87/78mm

front

rear

side



NEON - front



NEON - rear



NEON - side



KR



NEON EFFECT

BC

options			6 LED		NEON	
			OMYp 300V	LgY-S	OMYp 300V	LgY-S
W74.1X	left	BC	543L/I	543L/II	808L/I	808L/II
			543BCL/I	543BCL/II		
W74.2X	right	BC	543P/I	543P/II	808P/I	808P/II
			543BCP/I	543BCP/II		
W74.2AX	universal		544/I	544/II	809/I	809/II
		BC	544BC/I	544BC/II		
W74.2AX	universal		544/I/A	544/II/A	811/I	811/II
		BC	544BC/I/A	544BC/II/A		

options		W74.3X	
		side	universal
6 LED	OMYp 300V	546/I	546KR/I
	LgY-S	546/II	546KR/II
5 LED	OMYp 300V	547/I	547KR/I
	LgY-S	547/II	547KR/II
3 LED	OMYp 300V	548/I	548KR/I
	LgY-S	548/II	548KR/II
NEON	OMYp 300V	812/I	
	LgY-S	812/II	



12V-24V IP66/68

LED lamp

# W77.1-4X

available with Jaeger connector



rhombus shape openings

**W77.1X**  
180/161/40mm



rhombus shape openings

**W77.2X**  
180/131/40mm



circle shape openings

**W77.3X**  
180/161/40mm



circle shape openings

**W77.4X**  
180/131/40mm

STAR



SS



N  
NEON EFFECT



S



RR  
+ reflecting device



RF



WW



\*BULB



W



SOLAR



options		STAR	N	RR	SS	S	WW	W	RF	SOLAR	
W77.1X	side	left	888L	788L	642L	623BCL	615BCL	607BCL	599BCL	575BCL	567L
		right	888P	788P	642P	623BCP	615BCP	607BCP	599BCP	575BCP	567P
W77.1X	front-rear	left	889L	789L	646L	624BCL	616BCL	608BCL	600BCL	576BCL	568L
		right	889P	789P	646P	624BCP	616BCP	608BCP	600BCP	576BCP	568P
W77.2X	side	left	890L	790L	643L	625BCL	617BCL	609BCL	601BCL	577BCL	569L
		right	890P	790P	643P	625BCP	617BCP	609BCP	601BCP	577BCP	569P
W77.2X	front-rear	left	891L	791L	647L	626BCL	618BCL	610BCL	602BCL	578BCL	570L
		right	891P	791P	647P	626BCP	618BCP	610BCP	602BCP	578BCP	570P
W77.3X	side	left	892L	792L	644L	627BCL	619BCL	611BCL	603BCL	579BCL	571L
		right	892P	792P	644P	627BCP	619BCP	611BCP	603BCP	579BCP	571P
W77.3X	front-rear	left	893L	793L	648L	628BCL	620BCL	612BCL	604BCL	580BCL	572L
		right	893P	793P	648P	628BCP	620BCP	612BCP	604BCP	580BCP	572P
W77.4X	side	left	894L	794L	645L	629BCL	621BCL	613BCL	605BCL	581BCL	573L
		right	894P	794P	645P	629BCP	621BCP	613BCP	605BCP	581BCP	573P
W77.4X	front-rear	left	895L	795L	649L	630BCL	622BCL	614BCL	606BCL	582BCL	574L
		right	895P	795P	649P	630BCP	622BCP	614BCP	606BCP	582BCP	574P



# W148.1-4

12V-24V IP66/68

NEON EFFECT



LED lamp

1093L 1093P 1094L 1094P

1095L 1095P 1096L 1096P

1097 1098 1099 1100

available in ADR version



W148.1

W148.2

W148.3

W148.4

189/140/55mm

134/108/55mm

124/100/55mm

71.5/100/55mm



available with Jaeger connector

# W168.1-5

12V-24V IP6K9K

LED lamp



LONG

1167L 1167P 1168L 1168P  
MEDIUM without side position

1171L 1171P 1172L 1172P

bez sidej pozycji available with Jaeger connector

1173L 1173P 1174L 1174P  
LONG-HALF without side position

NEON EFFECT

W168.1

W168.2

W168.3 SHORT

W168.5



available in ADR version

1165L 1165P 1166L 1166P  
without side position

1169 1170  
without side position

1173L 1173P 1174L 1174P  
without side position

W168.1 W168.4  
184,9/145,5/58mm

W168.2 W168.5  
146,1/110,6/58mm

W168.3  
87/100/58mm

# W168.13

12V-24V IP66/68

LED lamp

238/181/64mm

1456 L

1456 P

1457 L

1457 P



# W135

12V-24V IP66/68



available with Jaeger connector

114/40-63/40mm

LED lamp

side marker and indicator cat. 5

114,4/54,2/22,3mm

975



available in ADR version



# W157

12V-24V IP6K9K

NEON EFFECT

1133



available in ADR version



# W158

12V-24V IP6K9K

NEON EFFECT

114,4/54,2/22,3mm

LED lamp

side marker and indicator cat. 5



available in ADR version



1137

# W161

12V-24V IP66/68

159,2/73,7/36,4mm

1152



# W174

12V-24V IP66/68

LED lamp

115,3/41,3/20mm

side marker and indicator cat. 5



available in ADR version



1218

# W175

12V-24V IP66/68

115,3/41,3/20mm



available in ADR version



1222



# W45N, W45NS

12V-24V IP6K9K

LED lamp



available in ADR version

NEON EFFECT

130/32-57/14,5-36,5mm



1260

1261

130/32-57/20-42mm

side marker and indicator cat. 5

12V-24V IP6K9K

Ø29mm

# W216



1467

indicator cat. 5

12V-24V IP6K9K

LED lamp

184,9/145,5/58mm

# W168.7-8



available in ADR version

options			W168.7		W168.7DD		W168.8		W168.8DD	
			without stop				with stop			
			left	right	left	right	left	right	left	right
rear indicator	front-rear-side	with side indicator	1344L	1344P	x	x	x	x	x	x
		without side indicator	x	x	1345L	1345P	1346L	1346P	1347L	1347P
	front-rear	with side indicator	1391L	1391P	x	x	x	x	x	x
		without side indicator	x	x	1392 DD L	1392 DD P	1393L	1393P	1394 DD L	1394 DD P

# W198

12V-24V IP66/68

LED lamp

NEON EFFECT

124/49-68.6/20-42,3mm



1420

side marker and indicator cat. 5

12V-24V IP66/68

# W199

117/56-72/20-42mm

NEON EFFECT



1421

side marker and indicator cat. 5

# W168.6DD

12V-24V IP6K9K

124/49-68.6/20-42,3mm



available in ADR version

LED lamp

NEON EFFECT



1258L 1258P

1259L 1259P  
DYNAMIC

1389L 1389P

1390 DD L 1390 DD P  
DYNAMIC

12V-24V IP6K9K

# W168.11

146,1/110,6/58mm

87/100/58mm



W168.11.1

W168.11.2

W168.11.3

options	W168.11.1		W168.11.2		W168.11.3
	left	right	left	right	universal
front-rear-side	1448 L	1448 P	1449 L	1449 P	1450
front-rear	1451 L	1451 P	1452 L	1452 P	1453



# W168.12

12V-24V IP66/68



LED lamp

1454 L

1455 L  
without side position light

1454 P

1455 P  
without side position light

238/181/72mm

rubber pad

# W190, W190N

12V-24V IP66/68

LED lamp

x/1  
connector AMP MPC 2.8

180,4/43/50mm



1348 1348/1

1349 1349/1

1422 1422/1

1423 1423/1

assembly holes



FI-75U

fastening screw



FI-75S

self adhesive tape



FI 61

self adhesive tape




U06

self adhesive tape



UP-55x40

assembly holes



UP-105x48

self adhesive tape



71B, 71CZ, 71P

self adhesive tape assembly holes



UP-96x42

self adhesive tape



UP-126x34

options		white	orange	red
assembly holes	FI-75U	26	24	32
	UP-105x48	49U	50U	51U
	UT125			839
	FI 61	841	845	843
fastening screw	UP-96x42	847	851	849
	FI-75S	29	27	28
self adhesive tape	UT-150			52
	FI-75S	29P	27P	28P
	UP-105x48	49P	50P	51P
	71B	71B		
	71CZ			71CZ
	71P		71P	
	UP-126x34	163	164	165
	FI 61	840	844	842
	UP-96x42	846	850	848
	U06	1202	1204	1203
UP-55x44	1409	1411	1410	

fastening screw



UT-150

assembly holes



UT125



# LWO1, LWO2

12V|24V IP66/68

333/30/32mm

LED lamp



**LWO1** (12V)  
125 lm

**LWO2** (24V)  
111 lm

# LWO3, LWO4

12V|24V IP66/68

84/24/25mm



LWO3

LWO4

**549** (12-24V)  
(3 LED)  
67 lm

**550** (12V)  
(6 LED)  
123 lm

**551** (24V)  
(6 LED)  
136 lm

# LWO5, LWO6

12V|24V IP66/68

237/20,5/22mm

LED lamp



**552** (12V)  
(8 LED)  
221 lm

LWO5

**553** (24V)  
(8 LED)  
194 lm

**554** (12V)  
(12 LED)  
296 lm

LWO6

**555** (24V)  
(12 LED)  
296 lm

# LWO7, LWO8

12V|24V IP66/68

83,8/24,2/10,4mm



slim



LWO7

LWO8

**723** (12V-24V)  
(3 LED)  
70 lm

**724** (12V)  
(6 LED)  
126 lm

**725** (24V)  
(6 LED)  
140 lm


# LWO9

12V|24V IP66/68

(8 LED)

LED lamp

238/20,6/10,4mm



**726** (12V)  
SENSOR  
212 lm

**727** (24V)  
SENSOR  
199 lm

**726** (12V)  
SWITCH  
212 lm

**727** (24V)  
SWITCH  
199 lm

**726** (12V)  
212 lm


**727** (24V)  
199 lm

12V|24V IP66/68

(12 LED)

# LW10

238/20,6/10,4mm



**728** (12V)  
SENSOR  
301 lm

**729** (24V)  
SENSOR  
285 lm

**728** (12V)  
SWITCH  
301 lm

**729** (24V)  
SWITCH  
285 lm

**728** (12V)  
301 lm

**729** (24V)  
285 lm

# LW11

12V|24V IP66/68

54/54/8mm

LED lamp



**989** (12V)  
148 lm

**990** (24V)  
148 lm

**989N** (12V)  
205 lm

**990N** (24V)  
205 lm

12V IP66/68

107,4/46,7/23mm



**1465**  
540 lm

# LW13

12V-24V IP66/68

Ø152/34mm

LED lamp



**991**  
329 lm

**991**  
DIMMER SWITCH  
384 lm

**992**  
272 lm

**992**  
DIMMER SWITCH  
249 lm

# LW12

12V-24V IP66/68

124/124/12,5mm

LED lamp



**1466/I**  
metalized frame  
1215 lm

**1466**  
white frame  
1215 lm

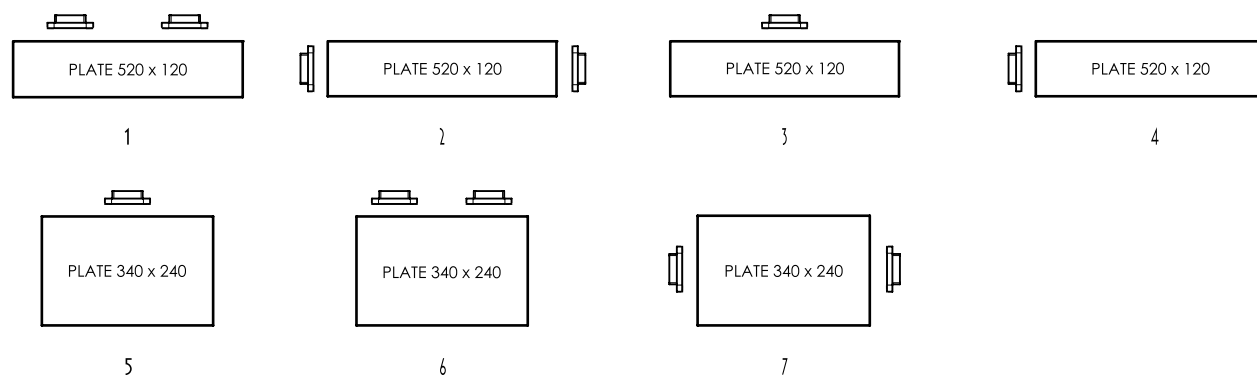
**1466/I DSW**  
metalized frame  
400 lm | 1200 lm

**1466 DSW**  
white frame  
400 lm | 1200 lm

**DSW**  
wersja z funkcją ściemniania

# LW14 DSW





options	1	2	3	4	5	6	7	LED	bulb	position
W08	25	•			•				•	
	48		•			•			•	•
W27	145		•					•		
W52	244	•	•			•	•	•		
W53	245	•	•			•	•	•		•
W54	246		•					•		
W55	247		•					•		•
W52Ż	343		•			•	•		•	
W53Ż	344		•			•	•		•	•
W71	406		•						•	
	407		•						•	•
W72	408		•					•		
	409		•					•		•
W88	730			•	•			•		
W133	982	•	•					•		

## W08

12V|24V IP54

109/61/55mm



Bulb lamps

2 5

## W52, W53

12V-24V IP66/68

82,5/39/31mm

LED lamp



244

245



available in ADR version

2 6 7

## W54, W55

12V-24V IP66/68

LED lamp

109/61/55mm



246

247

2

12V-24V IP66/68

## W27

LED lamp

76/42/57,5mm



145

2

## W52Ż, W53Ż

12V|24V IP66/68

82,5/39/31mm



343

344

Bulb lamps

2 6 7

IP54

## W71

101/59,6/58,5mm



407

406

Bulb lamps

2



License plate light

more at: [www.was.eu](http://www.was.eu)



more at: [www.was.eu](http://www.was.eu)

Driving, fog and DRL lamps



# W72

12V-24V IP66/68

101/59,6/58,5mm

LED lamp



408



409

2

available in ADR version

12V-24V IP66/68

# W88

101/59,6/58,5mm



730



available in ADR version

3 4 5

# W50

12V-24V IP66/68

98,2/93,1/81,3mm

LED lamp



243

daytime running light

12V-24V IP6K9K

# W51, W89

12V-24V IP6K9K

237/20,5/22mm



271

DRL and position lamp

704

daytime running light

# W133

12V-24V IP66/68

LED lamp

80/30/24mm



982

1 2 5 6

# W85, W86, W96

LED lamp

146,5/32,8/50mm



705

5 LEDs



706

32 LEDs



799

OPTIC FIBERS

daytime running lamps

12V-24V IP66/68

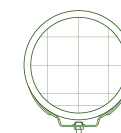
# W116 30, W116 ECO

235/245/132mm

LED lamp



Road lamps with position light



869 30  
869 ECO



870 30  
870 ECO



871 30  
871 ECO



872 30  
872 ECO

options	reference mark	luminous intensity (candelas)
W116 30	30	130 000
W116 ECO	50	215 000



# W149

12V-24V IP66/68

Driving lamp

LED lamp



199/118/72mm

1101

1101/I cable with connection Superseal

12V-24V IP66/68

Daytime running lamp



1226

162/108/46mm

# W176



12V-24V IP6K9K

LED lamp

lamps with high beam and front position light

# W224



1591



1591 DARK

129.2/91-104/74-98mm

# W180, W181, W182, W183

12V-24V IP66/68

LED lamp

Ø90/95,6mm



1252

1254

1335

1356

1357

1253

1255

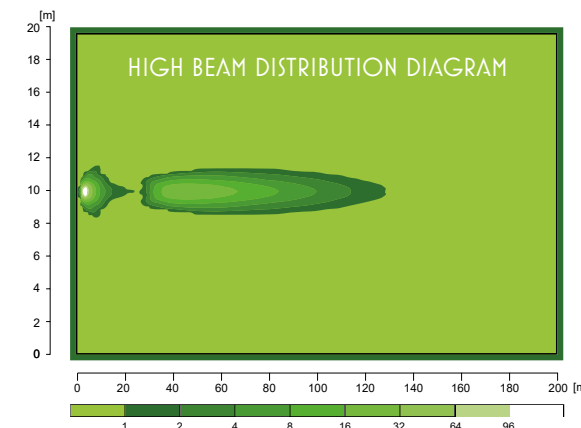
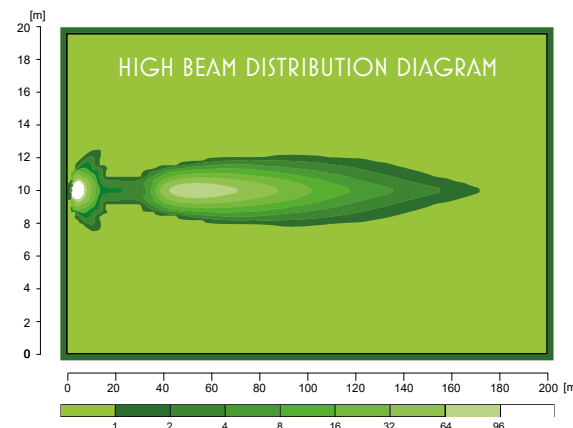
1256

1257

2 mounting version on the vehicle



STANDARD	NEON	fog light	daytime running light
W180		x	1252
	W180N	x	1253
W181		1254	x
W182			1255
		x	1355
	W182N		1256
		x	1356
W183			1257
		x	1357





# W221

12V-24V IP66/68

multifunction front lamp or offroad

LED  
lamp

510.5/98/63mm

HIGH-BEAM LIGHT or  
WORK LIGHT (OFFROAD version)



FRONT POSITION LIGHT or  
DECORATION LIGHT (OFFROAD version)

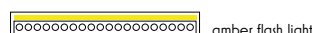



WARNING LIGHT or  
FLASH LIGHT (OFFROAD version)  
AMBER OR BLUE

STANDARD version

DARK version

SUPER DARK version



# W221

			warning light or flash light (for offroad version)								
			amber XA1			blue XB1			without		
			normal	dark	super dark	normal	dark	super dark	normal	dark	super dark
with approval for public road usage	high-beam light HR	without front position light	1544	1544 DARK	x	1545	1545 DARK	x	x	x	x
		with front position light A3	x	x	x	x	x	x	1540	1540 DARK	1540 S. DARK
		with front position light A2	1546	1546 DARK	1546 S. DARK	1547	1547 DARK	1547 S. DARK	x	x	x
		with front position light A1	x	x	x	x	x	x	1541	1541 DARK	1541 S. DARK
OFFROAD max power without approval for public road usage	work light focused W/L	with top - bottom light	x	x	x	x	x	x	1542 OFFROAD	1542 DARK OFFROAD	1542 S. DARK OFFROAD
			x	x	x	x	x	x	1543 OFFROAD	1543 DARK OFFROAD	1543 S. DARK OFFROAD
	work light focused W/L	with bottom light	1548 OFFROAD	1548 DARK OFFROAD	1548 S. DARK OFFROAD	1550 OFFROAD	1550 DARK OFFROAD	1550 S. DARK OFFROAD	x	x	x
			1549 OFFROAD	1549 DARK OFFROAD	1549 S. DARK OFFROAD	1551 OFFROAD	1551 DARK OFFROAD	1551 S. DARK OFFROAD	x	x	x
	work light focused W/L	top and bottom light animation	x	x	x	x	x	x	1552 OFFROAD	1552 DARK OFFROAD	1552 S. DARK OFFROAD
			x	x	x	x	x	x	1553 OFFROAD	1553 DARK OFFROAD	1553 S. DARK OFFROAD
	work light focused W/L	bottom light animation	1554 OFFROAD	1554 DARK OFFROAD	1554 S. DARK OFFROAD	1556 OFFROAD	1556 DARK OFFROAD	1556 S. DARK OFFROAD	x	x	x
			1555 OFFROAD	1555 DARK OFFROAD	1555 S. DARK OFFROAD	1557 OFFROAD	1557 DARK OFFROAD	1557 S. DARK OFFROAD	x	x	x
	work light focused W/L	top light on and bottom light animation	x	x	x	x	x	x	1558 OFFROAD	1558 DARK OFFROAD	1558 S. DARK OFFROAD
			x	x	x	x	x	x	1559 OFFROAD	1559 DARK OFFROAD	1559 S. DARK OFFROAD
	work light focused W/L	bottom light on and top light animation	x	x	x	x	x	x	1560 OFFROAD	1560 DARK OFFROAD	1560 S. DARK OFFROAD
			x	x	x	x	x	x	1561 OFFROAD	1561 DARK OFFROAD	1561 S. DARK OFFROAD



# W222

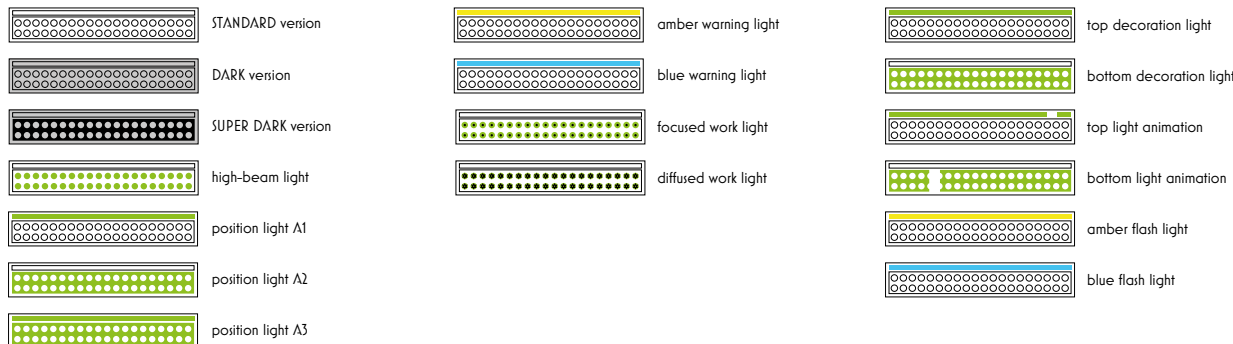

12V-24V IP66/68

multifunctional front lamp or offroad

LED  
lamp

511/98/73mm

# W222



			warning light or flash light (for offroad version)									
			amber XA1			blue XB1			without			
			normal	dark	super dark	normal	dark	super dark	normal	dark	super dark	
with approval for public road usage	high-beam light HR	without front position light	1566	1566 DARK	x	1567	1567 DARK	x	x	x	x	x
		with front position light A3	x	x	x	x	x	x	1562	1562 DARK	1562 S. DARK	
		with front position light A2	1568	1568 DARK	1568 S. DARK	1569	1569 DARK	1569 S. DARK	x	x	x	
		with front position light A1	x	x	x	x	x	x	1563	1563 DARK	1563 S. DARK	
OFFROAD max power without approval for public road usage	work light focused W/L	with top - bottom light	x	x	x	x	x	x	1564 OFFROAD	1564 DARK OFFROAD	1564 S. DARK OFFROAD	
			work light diffused W/L	x	x	x	x	x	x	1565 OFFROAD	1565 DARK OFFROAD	1565 S. DARK OFFROAD
	work light focused W/L	with bottom light	1570 OFFROAD	1570 DARK OFFROAD	1570 S. DARK OFFROAD	1572 OFFROAD	1572 DARK OFFROAD	1572 S. DARK OFFROAD	x	x	x	
			work light diffused W/L	1571 OFFROAD	1571 DARK OFFROAD	1571 S. DARK OFFROAD	1573 OFFROAD	1573 DARK OFFROAD	1573 S. DARK OFFROAD	x	x	x
	work light focused W/L	top and bottom light animation	x	x	x	x	x	x	1574 OFFROAD	1574 DARK OFFROAD	1574 S. DARK OFFROAD	
			work light diffused W/L	x	x	x	x	x	x	1575 OFFROAD	1575 DARK OFFROAD	1575 S. DARK OFFROAD
	work light focused W/L	bottom light animation	1576 OFFROAD	1576 DARK OFFROAD	1576 S. DARK OFFROAD	1578 OFFROAD	1578 DARK OFFROAD	1578 S. DARK OFFROAD	x	x	x	
			work light diffused W/L	1577 OFFROAD	1577 DARK OFFROAD	1577 S. DARK OFFROAD	1579 OFFROAD	1579 DARK OFFROAD	1579 S. DARK OFFROAD	x	x	x
	work light focused W/L	top light on and bottom light animation	x	x	x	x	x	x	1580 OFFROAD	1580 DARK OFFROAD	1580 S. DARK OFFROAD	
			work light diffused W/L	x	x	x	x	x	x	1581 OFFROAD	1581 DARK OFFROAD	1581 S. DARK OFFROAD
	work light focused W/L	bottom light on and top light animation	x	x	x	x	x	x	1582 OFFROAD	1582 DARK OFFROAD	1582 S. DARK OFFROAD	
			work light diffused W/L	x	x	x	x	x	x	1583 OFFROAD	1583 DARK OFFROAD	1583 S. DARK OFFROAD




# W223 PANTERA

12V-24V IP66/68

LED lamp

# W223

multifunctional front lamp or offroad

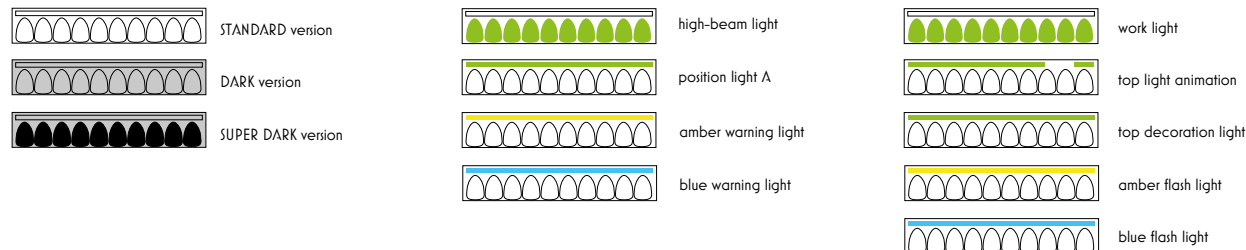


HIGH-BEAM LIGHT or WORK LIGHT (OFFROAD version)

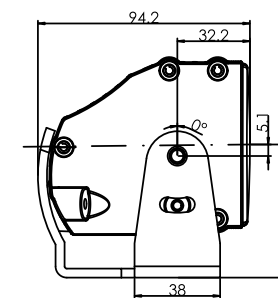
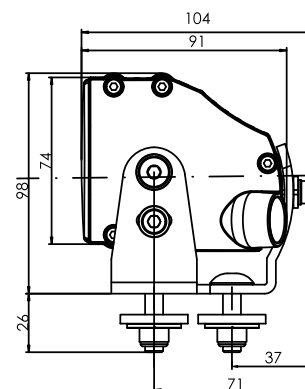
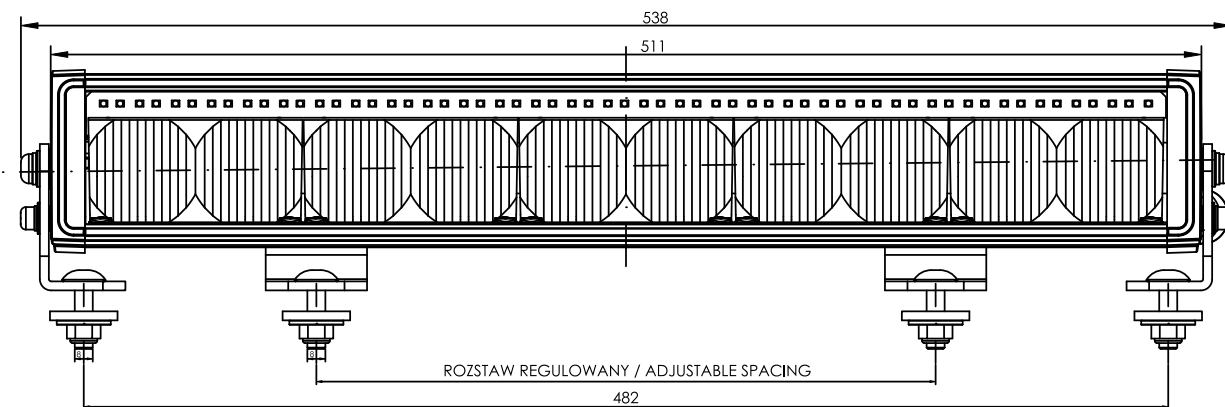
FRONT POSITION LIGHT or DECORATION LIGHT (OFFROAD version)



WARNING LIGHT or FLASH LIGHT (OFFROAD version) AMBER OR BLUE



			warning light or flash light (for offroad version)						
			amber XA1		blue XB1		without		
			normal	dark	normal	dark	normal	dark	super dark
with approval for public road usage	high-beam light HR	with front position light A	x	x	x	x	1584	1584 DARK	1584 S. DARK
		without front position light	1585	1585 DARK	1586	1586 DARK	x	x	x
OFFROAD max power without approval for public road usage	work light W/L	top light animation	x	x	x	x	1587 OFFROAD	1587 DARK OFFROAD	1587 S. DARK OFFROAD
		with top light	x	x	x	x	1588 OFFROAD	1588 DARK OFFROAD	1588 S. DARK OFFROAD
		without top light	1589 OFFROAD	1589 DARK OFFROAD	1590 OFFROAD	1590 DARK OFFROAD	x	x	x





# W239

12V-24V IP66/68

road lamp

LED lamp



Ø108/162/74mm



1539

1539/I Superseal connector

1539/II Deutsch connector

12V|24V IP54

Bulb lamps

# WE-93

15 reversing lamp

17 indicator



16 stop lamp

Ø91/72mm

# W10, W11, W12, W13, W14

12V|24V IP56



60 (W13)\* stop lamp

61 (W14)\* position lamp

\*\* angled hinge

\* fastening screws

136/86/82mm

57 (W10)\* fog lamp

57U (W10)\*\* fog lamp

58 (W11)\* reversing lamp

58U (W11)\*\* reversing lamp

59 (W12)\* indicator

# W242

12V-24V IP6K9K

daytime running lamps

LED lamp

132,9/43,9/18-25,4mm



1602

1602 N

NEON EFFECT

12V-24V

# W108, W177, W178

101/147,5/77,5mm

LED lamp

108/162/46mm

101/147,5/77,5mm



806 (W108) IP6K9K



1227 (W177) IP66/68



1228 (W178) IP66/68



available in ADR version

Reversing lamps



# W83, W84

fog lamps



**699Z**  
angled hinge

**699**  
fastening screws

134/50/71,5mm



reverse lamps

**701Z**  
angled hinge

**701**  
fastening screws

Bulb lamps

12V|24V IP56

12V-24V IP 66/68

# W160

stop lamp

237/20,5/22mm



NEON  
EFFECT

**1143**  
mounted also vertically  
cat. 53

LED  
lamp

# W28

12V-24V IP66/68

stop lamps

333/32/30,1mm

LED  
lamp

**146.1.53** (12V) **147.1.53** (24V)

**146.3.53** (12V) **147.3.53** (24V)

**146.2.53** (12V) **147.2.53** (24V)

12V-24V IP6K9K

# W87

cat. 53

237/20,5/22mm



**681**  
lens clear

**682**  
red lens

237/20,5/22mm

NEON  
EFFECT

**1217DD**  
dynamic indicator

# W159, W200, W207

12V-24V IP66/68

stop lamps

LED  
lamp

NEON  
EFFECT

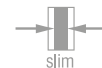
333/30,1/32mm

**1405 (W200)**  
clear lens

**1405KR (W200)**  
red lens  
cat. 51

237/20,5/22mm

213,4/20,6/10,4mm



**1395 (W207)**  
clear lens

**1395KR (W207)**  
red lens  
cat. 53

**1142 (W159)**

mounting behind the glass  
mounted also vertically  
cat. 53

12V-24V IP6K9K

# W241N

reversing lamp

132,9/43,9/18-44mm



**1601 N**





# W230, W230DD

12V-24V IP6K9K

238/20,6/10,4mm

LED  
lamp



dynamic indicator

1503

static indicator

1502

12V-24V IP6K9K

237/20,5/22mm

LED  
lamp



410  
lamp with stop light, position light and indicator

# W73

# W231

12V-24V IP6K9K

lamp with rear position and stop lights

238/20,6/10,4mm

LED  
lamp



1504

12V-24V IP6K9K

237/20,5/22mm

LED  
lamp



556  
lamp with reverse light and fog light

# W73ARF

# W232, W232DD

12V-24V IP6K9K

238/20,6/10,4mm

LED  
lamp



1505

1506 DD

3 function lamp with stop, rear position and static or dynamic indicator

# W83D, W84D, W111, W139

12V-24V IP66/68

LED  
lamp

107,4/46,7/23mm



only W111 available in ADR version



700KR (W83D)

fog lamps



700 (W83D)



702 (W84D)

reversing lamp



821 (W111)

lamp with stop light, position light and indicator



1077 (W139)

stop lamp cat. 53

# W90, W98-W101, W114

12V-24V IP6K9K

146,5/32,8/50mm



**747** (W98) lamp with stop light, position light and indicator

**749** (W100) lamp with reverse light

**823** (W114) front lamp with position light and indicator

**707** (W90) front lamp with position light and indicator

**748** (W99) lamp with fog light

**748** (W99) lamp with fog light and reverse light

**823KR** (W114) front lamp with position light and indicator

# W30-W35

12V|24V IP66/68

LED lamp

Ø115/38,6mm



**166** (W30) (12V) position lamps with stop light

**167** (W30) (24V) position lamps with stop light

**174** (W34) (12V) position lamps

**175** (W34) (24V) position lamps

**176** (W35) (12V) stop lamps

**177** (W35) (24V) stop lamps

**168** (W31) (12V) fog lamps

**169** (W31) (24V) fog lamps

**172** (W33) (12V) reverse lamps

**173** (W33) (24V) reverse lamps

**170** (W32) (12V) indicators

**171** (W32) (24V) indicators

# W41-W43

IP66/68

LED lamp

Ø115/38,6mm



**226** (W41) (12V-24V) lamps with stop light, position light and indicator

**2270** (W41) (12V) lamps with stop light, position light and indicator

**2280** (W41) (24V) lamps with stop light, position light and indicator

**214** (W42) (12V-24V) position lamps with indicator

**215** (W43) (12V) position lamps with indicator

**216** (W43) (24V) position lamps with indicator

# WE549, WE549d, WE549dz

Lamps with lights: stop, position and indicator

12V|24V



287,5/100,5/65mm

BULB (IP54)

LED (IP66/68)

LED (IP66/68) & BULB (IP54)

**03** (WE549L) LEFT with license plate light

**04** (WE549P) RIGHT with license plate light

**479** (WE549dL) LEFT with license plate light

**480** (WE549dP) RIGHT with license plate light

**481** (WE549dzL) LEFT with license plate light

**482** (WE549dzP) RIGHT with license plate light

# WE551, WE551d, WE551dz

Lamps with stop light, position light, reflecting device and indicator

12V|24V



287,5/100,5/65mm

BULB (IP54)

LED (IP66/68)

LED (IP66/68) & BULB (IP54)

**07** (WE551L) LEFT with license plate light

**08** (WE551P) RIGHT with license plate light

**483** (WE551dL) LEFT with license plate light

**484** (WE551dP) RIGHT with license plate light

**485** (WE551dzL) LEFT with license plate light

**486** (WE551dzP) RIGHT with license plate light

# WO72u, WO72ud, WO72udz

Lamps with lights: stop, position and indicator

12V|24V



200/70/60mm

BULB (IP54)

LED (IP66/68)

LED (IP66/68) & BULB (IP54)

**40** (WO72u) UNIVERSAL

**487** (WO72ud) UNIVERSAL

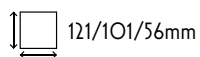
**488** (WO72udz) UNIVERSAL



# W18u, W18ud, W18udz

12V/24V

Lamps with lights: stop, position and indicator



BULB (IP54)



**92** (W18u)  
UNIVERSAL  
with license plate light

LED (IP66/68)



**475** (W18ud)  
UNIVERSAL  
with license plate light

**476** (W18ud)  
UNIVERSAL

LED (IP66/68) & BULB (IP54)




**477** (W18udz)  
UNIVERSAL  
with license plate light

**478** (W18udz)  
UNIVERSAL

# W16

12V/24V IP54

Lamps with lights: stop, position and indicator



**72** (W16L)  
with license plate light

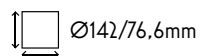
**73** (W16P)



Bulb lamps

# W19

12V/24V IP54





**94** (W19L)  
with license plate light

**95** (W19P)



# W19D, W59D

IP66/68



LED lamp



W19D



W59D



W19D „slim”



W59D „slim”

functions	lights: stop, position and indicator	
	W19D	W19D „slim”
12V-24V	232	288
12V + load	2330	2890
24V + load	2340	2900

functions	lights: reverse and fog	
	W59D	W59D „slim”
12V	272	291
24V	273	292

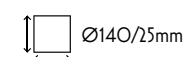
„O” - LOAD IS ONLY FOR THE INDICATOR



12V-24V IP66/68



available in ADR version



# W91-W95

LED lamp

W91

**751**

**752**

**753 MIRROR**

**754**



**731**

**732**

**733 MIRROR**

**734**

MIRROR  
the lens is metalized from inside

W92

W94

**756**

**757**

**758**

**761**

**762**



**736**

**737**

**738**

**741**

**742**

W93

W95

**759**

**760**

**763**

**764**



**739**

**740**

**743**

**744**

functions	lights: stop, position and indicator							lights: stop, position, reverse, fog and indicator					
	W91			W93		W95		W92		W94			
	731	732	733 MIRROR	734	739	740	743	744	736	737	738	741	742
+ RING	751	752	753 MIRROR	754	759	760	763	764	756	757	758	761	762



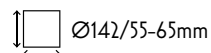
# W153DD, W154

IP6K9K



available in ADR version

LED lamp



W153

W153DD

W154 (2LED)

W154 (12LED)

functions	lights: stop, position and indicator	
	W153	W153DD
12V-24V	1128	1129
12V-24V + WAS	1128 WAS	1129 WAS
12V + load	1128 O12	1129 O12
24V + load	1128 O24	1129 O24


functions	lights: position, reverse and fog	
	2 LED	12 LED
12V-24V	1130 2F	1130 12F
12V-24V + WAS	1130 2F WAS	1130 12F WAS

„O“ - LOAD IS ONLY FOR THE INDICATOR

# W191DD, W192, W193DD

12V-24V IP6K9K

LED lamp



available in ADR version



W191

W192

W193

W191DD

W193DD


functions	lights: stop, position and indicator		lights: position, reverse and fog	lights: stop, position, reverse, fog and indicator		
	W191	W191DD	W192	W193	W193DD	
	universal			left	right	
12V 24V	1350	1353 DD	1351	1352	1354 DD L	1354 DD P
12V + load	1350 O12	1353 DD O12	x	1352 O12	1354 DD L O12	1354 DD P O12
24V + load	1350 O24	1353 DD O24	x	1352 O24	1354 DD L O24	1354 DD P O24

„O“ - LOAD IS ONLY FOR THE INDICATOR

# W208DD, W209, W210DD

12V-24V IP6K9K

LED lamp



W208

W209



W210

functions	lights: stop, position and indicator		lights: position, reverse and fog	lights: stop, position, reverse, fog and indicator		
	W208	W208DD	W209	W210	W210DD	
	universal			left	right	
12V 24V	1435 L/P	1438 DD L/P	1436 L/P	1437 L/P	1439 DD L	1439 DD P
12V + load	1435 L/P O12	1438 DD L/P O12	x	1437 L/P O12	1439 DD L O12	1439 DD P O12
24V + load	1435 L/P O24	1438 DD L/P O24	x	1437 L/P O24	1439 DD L O24	1439 DD P O24

„O“ - LOAD IS ONLY FOR THE INDICATOR

12V-24V IP66/68

# W132



SAE


This lamp is SAE approved, for USA application

981

lights: stop and indicator

# W141, W142

12V-24V IP66/68



**1082\*** **1082/I\*\***  
W141  
fog lamps

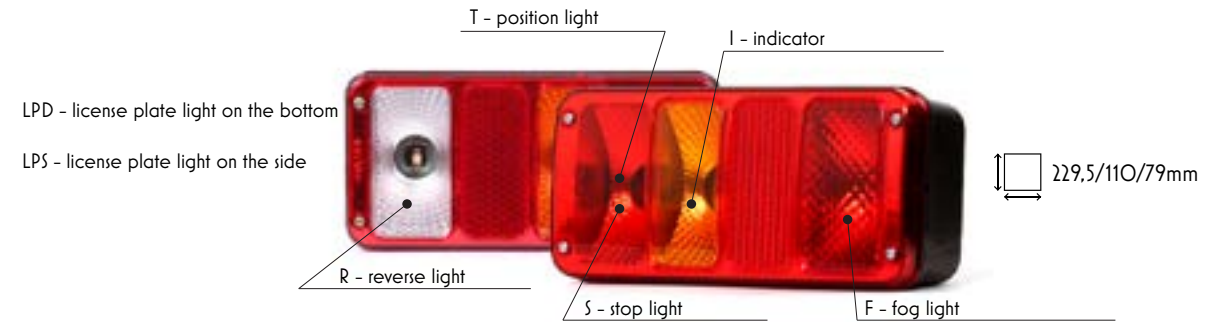
**1083\*** **1083/I\*\***  
W142  
reverse lamps

\* mounted on 3 screws  
\*\* back casing with screws  
Ø150/37,5mm

# W29, W29.1

12V/24V IP54


Bulb lamps



license plate light	W29		W29.1			
	T/S/I/F	T/S/I/R	T/S/I		T/S/I	
	+ reflecting device					
	left	right	left	universal	left	universal
LPD	185	x	192	x	195	x
LPS	186	189	x	193	x	196
without	187	190	x	194	x	197

# W156

12V-24V IP66/68



**1132\*** **1132/I\*\***  
W156  
indicators

**1132N\*** **1132N/I\*\***

\* mounted on 3 screws  
\*\* back casing with screws  
Ø150/37,5mm

# W131, W147, W155

12V-24V IP66/68



**980\*** **980/I\*\***  
W131  
lights: stop, position and indicator

**1092\*** **1092/I\*\***  
W147  
lights: reverse and fog

**1131\*** **1131/I\*\***  
W155  
lights: stop and position

\* mounted on 3 screws  
\*\* back casing with screws  
Ø150/37,5mm

12V-24V IP6K9K

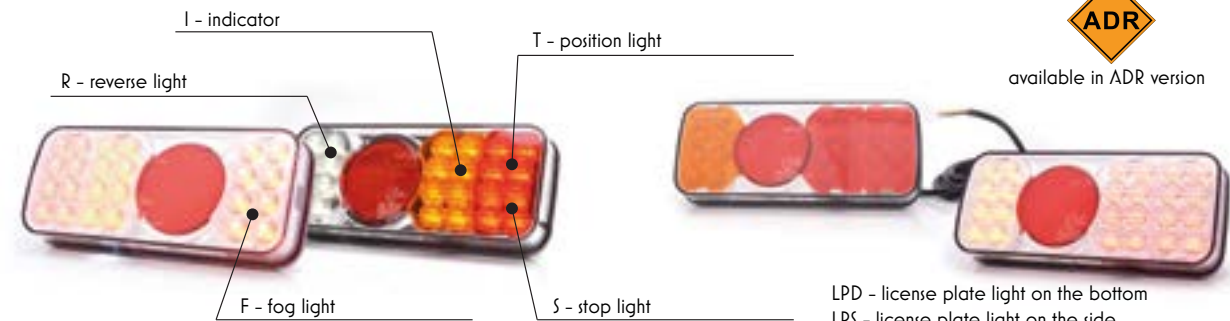


200,5/85/79mm

# W66, W67



available in ADR version



license plate light	W66				W67			
	T/S/I/F		T/S/I/R		T/S/I			
	left		right		left		universal	
		KR	KR		KR		KR	
LPD	311	311KR	x	x	316	316KR	x	x
LPS	312	312KR	314	314KR	x	x	317	317KR
without	313	313KR	315	315KR	x	x	318	318KR

KR - individual lenses are in color of lights  
without KR - all lenses are transparent/white



# W187DD

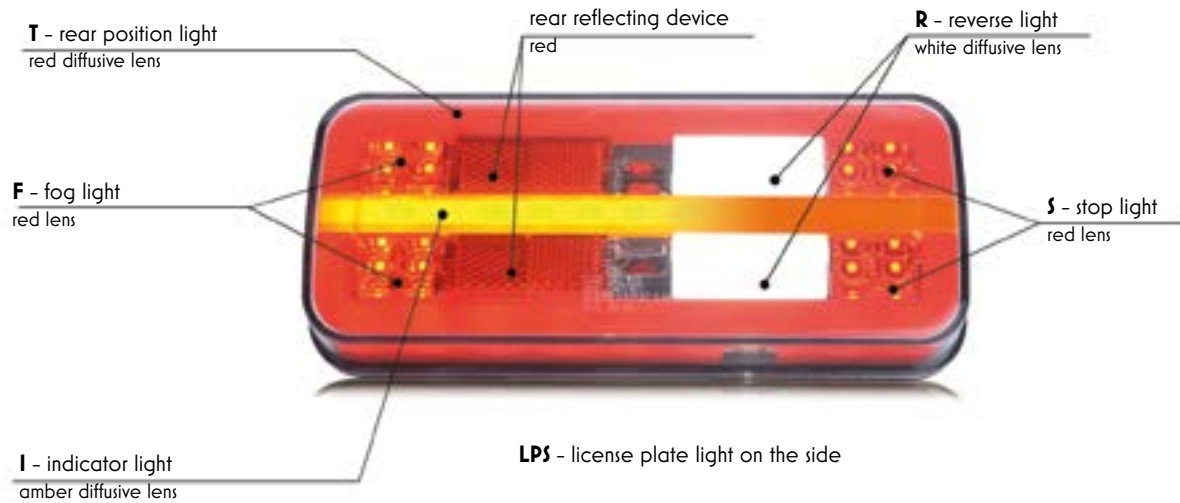
12V-24V IP6K9K

LED lamp  
NEON EFFECT



available in ADR version

200,5/85,3/61,1mm

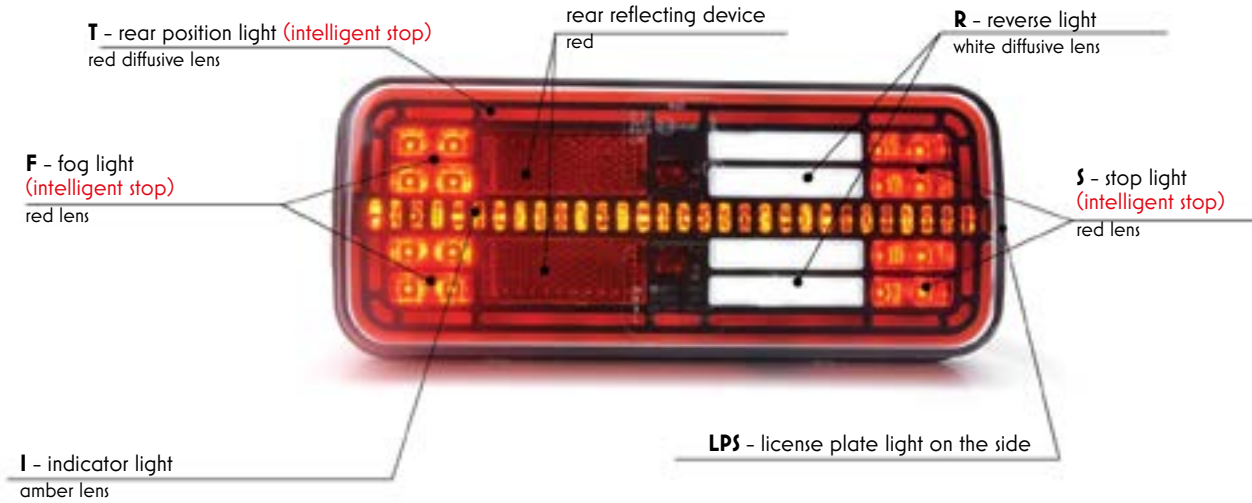


12V-24V IP6K9K

# W194DD

200,5/85,3/61,1mm

LED lamp



functions	license plate light	assembly side	W187			W187DD		
			cable	load 12V	load 24V	cable	load 12V	load 24V
<b>5</b> T/S/I/F/R	LPS	universal	1310 L/P	1310 L/P O12	1310 L/P O24	1322 DD L/P	1322 DD L/P O12	1322 DD L/P O24
	without		1312 L/P	1312 L/P O12	1312 L/P O24	1324 DD L/P	1324 DD L/P O12	1324 DD L/P O24
<b>4</b> T/S/I/F	LPS		1313 L/P	1313 L/P O12	1313 L/P O24	1325 DD L/P	1325 DD L/P O12	1325 DD L/P O24
	without		1315 L/P	1315 L/P O12	1315 L/P O24	1327 DD L/P	1327 DD L/P O12	1327 DD L/P O24
<b>4</b> T/S/I/R	LPS		1316 L/P	1316 L/P O12	1316 L/P O24	1328 DD L/P	1328 DD L/P O12	1328 DD L/P O24
	without		1318 L/P	1318 L/P O12	1318 L/P O24	1330 DD L/P	1330 DD L/P O12	1330 DD L/P O24
<b>3</b> T/S/I	LPS		1319 L/P	1319 L/P O12	1319 L/P O24	1331 DD L/P	1331 DD L/P O12	1331 DD L/P O24
	without		1321 L/P	1321 L/P O12	1321 L/P O24	1333 DD L/P	1333 DD L/P O12	1333 DD L/P O24

functions	license plate light	assembly side	W194			W194DD		
			cable	load 12V	load 24V	cable	load 12V	load 24V
<b>5</b> T/S/I/F/R	LPS	universal	1358 L/P	1358 L/P O12	1358 L/P O24	1370 DD L/P	1370 DD L/P O12	1370 DD L/P O24
	without		1360 L/P	1360 L/P O12	1360 L/P O24	1371 DD L/P	1371 DD L/P O12	1371 DD L/P O24
<b>4</b> T/S/I/F	LPS		1361 L/P	1361 L/P O12	1361 L/P O24	1373 DD L/P	1373 DD L/P O12	1373 DD L/P O24
	without		1362 L/P	1362 L/P O12	1362 L/P O24	1374 DD L/P	1374 DD L/P O12	1374 DD L/P O24
<b>4</b> T/S/I/R	LPS		1364 L/P	1364 L/P O12	1364 L/P O24	1376 DD L/P	1376 DD L/P O12	1376 DD L/P O24
	without		1365 L/P	1365 L/P O12	1365 L/P O24	1377 DD L/P	1377 DD L/P O12	1377 DD L/P O24
<b>3</b> T/S/I	LPS		1367 L/P	1367 L/P O12	1367 L/P O24	1379 DD L/P	1379 DD L/P O12	1379 DD L/P O24
	without		1368 L/P	1368 L/P O12	1368 L/P O24	1380 DD L/P	1380 DD L/P O12	1380 DD L/P O24



open cable

5 lights: 200cm  
4 lights: 200cm  
3 lights: 200cm



load


Cable in lamp for connecting extra load with 2 pin Superseal connector Extra load 12V or 24V with Superseal plug

# W21

Bulb lamps

12V|24V IP56

232/141,5/51,5mm



functions	T/S/I/F	T/S/I/R	T/S/I
	+ LPS + reflecting device		
left	114	114A	114B
right	115	115A	115B

# W70D

LED lamps

12V-24V IP66/68

232/142/59mm

LED lamp




functions	T/S/I/F/R	T/S/I/F	T/S/I/R	T/S/I
	+ reflecting device		+ LPS + reflecting device	
left	391	393	x	394
right	392	396	395	397

# W70

Bulb lamps

12V|24V IP56

232/142/59mm




functions	T/S/I/F/R	T/S/I/F	T/S/I/R	T/S/I
	+ reflecting device		+ LPS + reflecting device	
left	387C	387	387A	387B
right	388C	388A	388	388B

12V|24V IP56

232/142/59mm

bulb-LED lamps



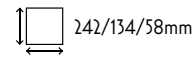
functions	license plate light	bulb - I/F/R i LED - T/S		bulb - I i LED - T/S/F/R	
		+ reflecting device			
		left	right	left	right
T/S/I/F/R	without	398	399	800	801
T/S/I/F	LPS	400	404	802	805
T/S/I/R	LPS	401	403	803	804
T/S/I	LPS	402	405	x	x



# W124, W125

Bulb lamps

12V|24V IP56



- I** - indicator light  
amber transparent lens
- R** - reverse light  
transparent lens
- S** - stop light  
red transparent lens
- T** - rear position light  
red transparent lens
- F** - fog light  
red transparent lens
- rear retro-reflector  
red reflector



LPS - license plate light on the side

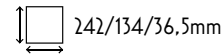
functions	license plate light	W124 with hexagonal reflector				W125 with triangular reflector			
		left		right		left		right	
		lamp	lens	lamp	lens	lamp	lens	lamp	lens
4 T/S/I/F	LPS	911	913	912A	914A	907	909	908A	910A
4 T/S/I/R	LPS	911A	913A	912	914	907A	909A	908	910
3 T/S/I	LPS	911B	913B	912B	914B	907B	909B	908B	910B
5 T/S/I/F/R	without	911C	913C	912C	914C	907C	909C	908C	910C

# W124d, W125d

Lampy LEDowe

12V-24V IP56/68

LED lamp



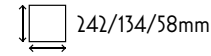
- I** - indicator light  
amber transparent lens
- R** - reverse light  
transparent lens
- S** - stop light  
red transparent lens
- T** - rear position light  
red transparent lens
- F** - fog light  
red transparent lens
- rear retro-reflector  
red reflector



LPS - license plate light on the side

functions	license plate light	protection	W124d with hexagonal reflector		W125d with triangular reflector	
			left	right	left	right
<b>5</b> T/S/I/F/R	without	Standard	939	940	915	916
		IP68	939/IP68	940/IP68	915/IP68	916/IP68
<b>4</b> T/S/I/F	LPS	Standard	941	945	917	921
		IP68	941/IP68	945/IP68	917/IP68	921/IP68
<b>4</b> T/S/I/R	LPS	Standard	942	944	918	920
		IP68	942/IP68	944/IP68	918/IP68	920/IP68
<b>3</b> T/S/I	LPS	Standard	943	946	919	922
		IP68	943/IP68	946/IP68	919/IP68	922/IP68

12V|24V IP56/68



# W124dz, W125dz

Hybrid lamps

Bulb for I and LED for T/S/R/F



- I** - indicator light  
amber transparent lens
- R** - reverse light  
transparent lens
- S** - stop light  
red transparent lens
- T** - rear position light  
red transparent lens
- F** - fog light  
red transparent lens
- rear retro-reflector  
red reflector



LPS - license plate light on the side

Bulb for R/F/I and LED for T/S



- I** - indicator light  
amber transparent lens
- R** - reverse light  
transparent lens
- S** - stop light  
red transparent lens
- T** - rear position light  
red transparent lens
- F** - fog light  
red transparent lens
- rear retro-reflector  
red reflector



LPS - license plate light on the side

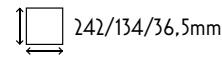
functions	license plate light	W124dz with hexagonal reflector				W125dz with triangular reflector			
		bulb - R/F/I and LED - T/S		bulb - I and LED - T/S/R/F		bulb - R/F/I and LED - T/S		bulb - I and LED - T/S/R/F	
		left	right	left	right	left	right	left	right
<b>5</b> T/S/I/F/R	without	947	948	967	968	923	924	959	960
<b>4</b> T/S/I/F	LPS	949	953	969	972	925	929	961	964
<b>4</b> T/S/I/R	LPS	950	952	970	971	926	928	962	963
<b>3</b> T/S/I	LPS	951	954	x	x	927	930	x	x



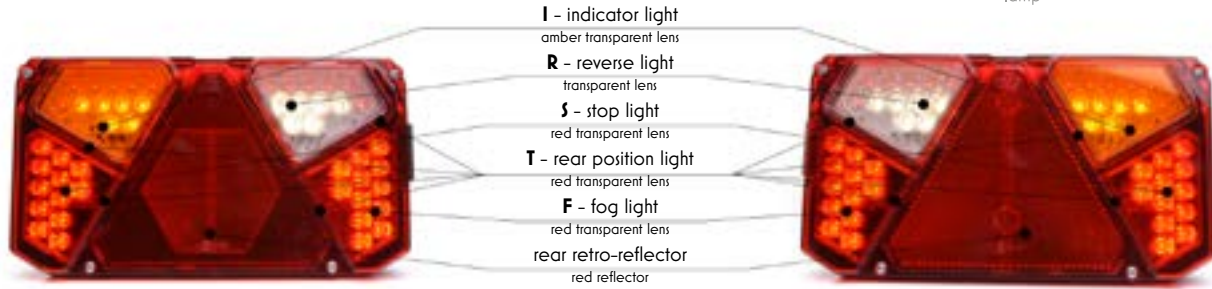
# W124de, W125de

Full LED lamps - outline position light

12V-24V IP56/68



LED lamp




LPS - license plate light on the side


# W124dn, W125dn

Full LED lamps - neon position light

12V-24V IP56/68



LED lamp



LPS - license plate light on the side

functions	license plate light	protection	W124de with hexagonal reflector				W125de with triangular reflector			
			left		right		left		right	
			lamp	lens	lamp	lens	lamp	lens	lamp	lens
<b>5</b> T/S/I/F/R	without	Standard	1003	1003KL	1004	1004KL	995	995KL	996	996KL
		IP68	1003/IP68	1003KL	1004/IP68	1004KL	995/IP68	995KL	996/IP68	996KL
<b>4</b> T/S/I/F	LPS	Standard	1005	1005KL	1009	1009KL	997	997KL	1001	1001KL
		IP68	1005/IP68	1005KL	1009/IP68	1009KL	997/IP68	997KL	1001/IP68	1001KL
<b>4</b> T/S/I/R	LPS	Standard	1006	1006KL	1008	1008KL	998	998KL	1000	1000KL
		IP68	1006/IP68	1006KL	1008/IP68	1008KL	998/IP68	998KL	1000/IP68	1000KL
<b>3</b> T/S/I	LPS	Standard	1007	1007KL	1010	1010KL	999	999KL	1002	1002KL
		IP68	1007/IP68	1007KL	1010/IP68	1010KL	999/IP68	999KL	1002/IP68	1002KL

functions	license plate light	protection	W124dn with hexagonal reflector				W125dn with triangular reflector			
			left		right		left		right	
			lamp	lens	lamp	lens	lamp	lens	lamp	lens
<b>5</b> T/S/I/F/R	without	Standard	1019	1019KL	1020	1020KL	1011	1011KL	1012	1012KL
		IP68	1019/IP68	1019KL	1020/IP68	1020KL	1011/IP68	1011KL	1012/IP68	1012KL
<b>4</b> T/S/I/F	LPS	Standard	1021	1021KL	1025	1025KL	1013	1013KL	1017	1017KL
		IP68	1021/IP68	1021KL	1025/IP68	1025KL	1013/IP68	1013KL	1017/IP68	1017KL
<b>4</b> T/S/I/R	LPS	Standard	1022	1022KL	1024	1024KL	1014	1014KL	1016	1016KL
		IP68	1022/IP68	1022KL	1024/IP68	1024KL	1014/IP68	1014KL	1016/IP68	1016KL
<b>3</b> T/S/I	LPS	Standard	1023	1023KL	1026	1026KL	1015	1015KL	1018	1018KL
		IP68	1023/IP68	1023KL	1026/IP68	1026KL	1015/IP68	1015KL	1018/IP68	1018KL



without license plate light on the side



with license plate light on the side



without license plate light on the side




with license plate light on the side

# WO9

12V|24V IP56

387/137/81mm




functions	left		right	
	+ reflecting device			
	+ LPD			
T/S/I/F/R	53		54	

# W26

12V|24V IP56/68

232/142/59mm




functions	T/S/I/F/R + marker light				lens
	+ side position light		+ Schlemmer connection		
	+ side position light		+ side position light		
left + LPD	153	155	157	159	161
right	154	156	158	160	

# WO9d

12V|24V IP56

387/137/81mm




functions	12V		24V	
	left	right	left	right
T/S/I/F/R	110	111	106	107

# W26dz

12V|24V IP56

232/142/59mm



functions	T/S/I/F/R + marker light				lens
	+ side position light		+ Schlemmer connection		
	+ side position light		+ side position light		
left + LPD	656	658	660SZ	662SZ	664
right	657	659	661SZ	663SZ	



# W39, W39+W48, W39+W49

12V|24V IP66/68

LED lamp

480/146,5/75mm



functions	voltage	options	left		right	
				+ load		+ load
T/S/I/F/R	12V		204	2040	206	2060
	24V		205	2050	207	2070
T/S/I/F/R + side position light W48	12V		345	3450	347	3470
		Schlemmer	345SZ	345OSZ	347SZ	347OSZ
	24V		346	3460	348	3480
		Schlemmer	346SZ	346OSZ	348SZ	348OSZ
T/S/I/F/R + side position light W49	12V		349	3490	351	3510
		Schlemmer	349SZ	349OSZ	351SZ	351OSZ
	24V		350	3500	352	3520
		Schlemmer	350SZ	350OSZ	352SZ	352OSZ

# W39dz, +W48, +W49

Bulb-LED lamps

12V|24V IP56

480/146,5/75mm



functions	options	left		right	
		12V	24V	12V	24V
T/S/I/F/R		250	252	251	253
T/S/I/F/R + side position light W48		371	372	373	374
	Schlemmer	371ŽSZ	372ŽSZ	373ŽSZ	374ŽSZ
T/S/I/F/R + side position light W49		375	376	377	378
	Schlemmer	375ŽSZ	376ŽSZ	377ŽSZ	378ŽSZ

# W40, W40+W48, W40+W49

12V|24V IP66/68

480/146,5/75mm

LED lamp



# W39z, W39z+W48, W39z+W49

12V|24V IP56

Bulb lamps

480/146,5/75mm




functions	light source	options	left	right
T/S/I/F/R	bulb		248	249
T/S/I/F/R + side position light W48			361	362
T/S/I/F/R + side position light W48	bulb	Schlemmer	361ŽSZ	362ŽSZ
			363	364
T/S/I/F/R + side position light W49		Schlemmer	363ŽSZ	364ŽSZ

functions	voltage	options	left		right	
				+ load		+ load
T/S/I/F/R	12V		208	2080	210	2100
	24V		209	2090	211	2110
T/S/I/F/R + side position light W48	12V		353	3530	355	3550
		Schlemmer	353SZ	353OSZ	355SZ	355OSZ
	24V		354	3540	356	3560
		Schlemmer	354SZ	354OSZ	356SZ	356OSZ
T/S/I/F/R + side position light W49	12V		357	3570	359	3590
		Schlemmer	357SZ	357OSZ	359SZ	359OSZ
	24V		358	3580	360	3600
		Schlemmer	358SZ	358OSZ	360SZ	360OSZ

# W40z, +W48, +W49

12V|24V IP56

Bulb lamps




functions	light source	options	left + LPD		right
			12V	24V	12/24V
T/S/I/F/R	bulb		254	255	256
T/S/I/F/R + side position light W48			365	366	367
T/S/I/F/R + side position light W49	bulb LED	Schlemmer	365ZSZ	366ZSZ	367ZSZ
		Schlemmer	368ZSZ	369ZSZ	370ZSZ

# W40dz, +W48, +W49

12V|24V IP56

LED lamp

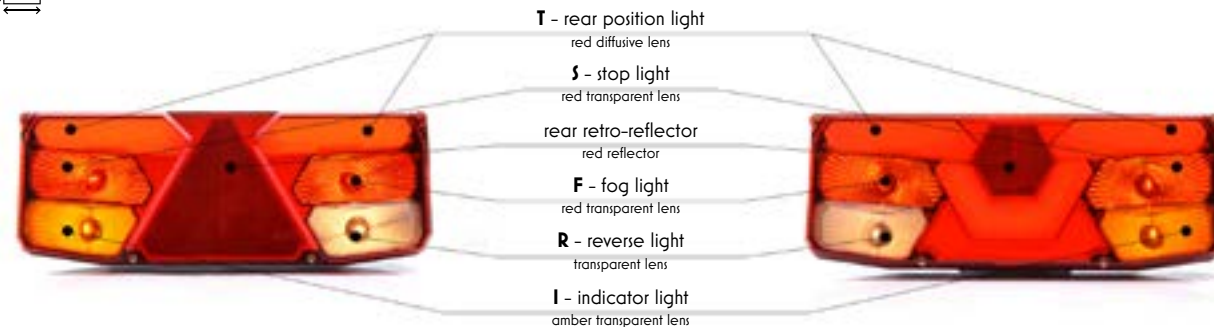



functions	options	left + LPD		right	
		12V	24V	12V	24V
T/S/I/F/R		257	259	258	260
T/S/I/F/R + side position light W48		379	380	381	382
	Schlemmer	379ZSZ	380ZSZ	381ZSZ	382ZSZ
T/S/I/F/R + side position light W49		383	384	385	386
	Schlemmer	383ZSZ	384ZSZ	385ZSZ	386ZSZ

12V|24V IP56/68

# W137, W138

Lampy żarówkowo-LEDowe



LPD - license plate light on the bottom\*

functions	W137 with triangular reflector		W138 with hexagonal reflector	
	left (+ LPD)* lens 1O29KL	right lens 1O32KL	left + LPD lens 1O53KL*	right lens 1O56KL
5 T/S/I/F/R	1O29	1O32	1O53	1O56
5 T/S/I/F/R + position lamp W44	1O30	1O33	1O54	1O57
5 T/S/I/F/R + position lamp W48	1O31	1O34	1O55	1O58

\* LPD for lamps W137 left, right and W138 right upon request

## Technical Details

approval:	EMC R10, ECE R3, R4, R6, R7, R23, R38
lamp weight:	~1,15kg or ~1,6kg with W48 lamp
IP class:	IP 56 lub IP 68
light source:	LED and bulb

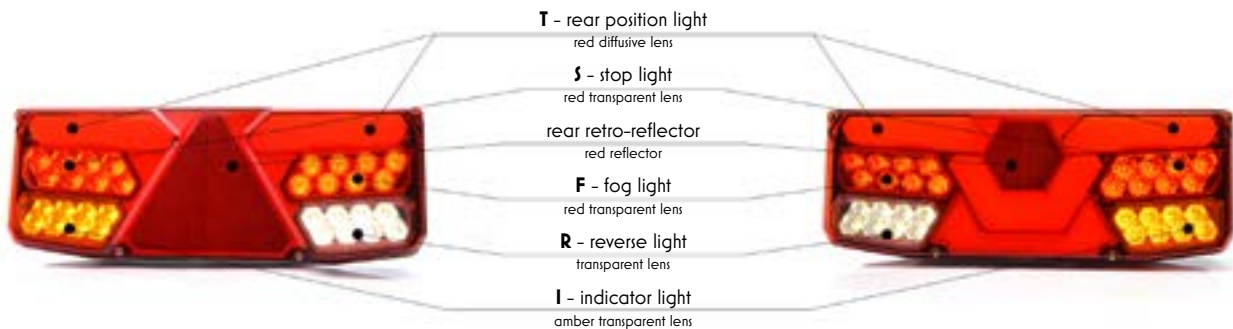

Power consumption	light source	12V	24V
rear position light:	LED	1,9W	3,9W
rear position light:	bulb	21W	21W
indicator:	bulb	21W	21W
reverse light:	bulb	21W	21W
fog light:	bulb	21W	21W



# W137d, W138d

12V|24V IP56/68

Lampy LEDowe



LPD - license plate light on the bottom



available in ADR version but only lamps with IP68

functions	voltage and options	protection	W137d with triangular reflector		W138d with hexagonal reflector	
			left (+ LPD)* lens 1O35KL	right lens 1O38KL	left + LPD lens 1O59KL	right lens 1O62KL
<b>5</b> T/S/I/F/R	12V 24V	IP56	1O35	1O38	1O59	1O62
		IP68	1O35/IP68	1O38/IP68	1O59/IP68	1O62/IP68
	12V + load	IP56	1O35 O12	1O38 O12	1O59 O12	1O62 O12
		IP68	1O35 O12/IP68	1O38 O12/IP68	1O59 O12/IP68	1O62 O12/IP68
	24V + load	IP56	1O35 O24	1O38 O24	1O59 O24	1O62 O24
		IP68	1O35 O24/IP68	1O38 O24/IP68	1O59 O24/IP68	1O62 O24/IP68
<b>5</b> T/S/I/F/R + position lamp W44	12V 24V	IP56	1O36	1O39	1O60	1O63
		IP68	1O36/IP68	1O39/IP68	1O60/IP68	1O63/IP68
	12V + load	IP56	1O36 O12	1O39 O12	1O60 O12	1O63 O12
		IP68	1O36 O12/IP68	1O39 O12/IP68	1O60 O12/IP68	1O63 O12/IP68
	24V + load	IP56	1O36 O24	1O39 O24	1O60 O24	1O63 O24
		IP68	1O36 O24/IP68	1O39 O24/IP68	1O60 O24/IP68	1O63 O24/IP68
<b>5</b> T/S/I/F/R + position lamp W48	12V 24V	IP56	1O37	1O40	1O61	1O64
		IP68	1O37/IP68	1O40/IP68	1O61/IP68	1O64/IP68
	12V + load	IP56	1O37 O12	1O40 O12	1O61 O12	1O64 O12
		IP68	1O37 O12/IP68	1O40 O12/IP68	1O61 O12/IP68	1O64 O12/IP68
	24V + load	IP56	1O37 O24	1O40 O24	1O61 O24	1O64 O24
		IP68	1O37 O24/IP68	1O40 O24/IP68	1O61 O24/IP68	1O64 O24/IP68

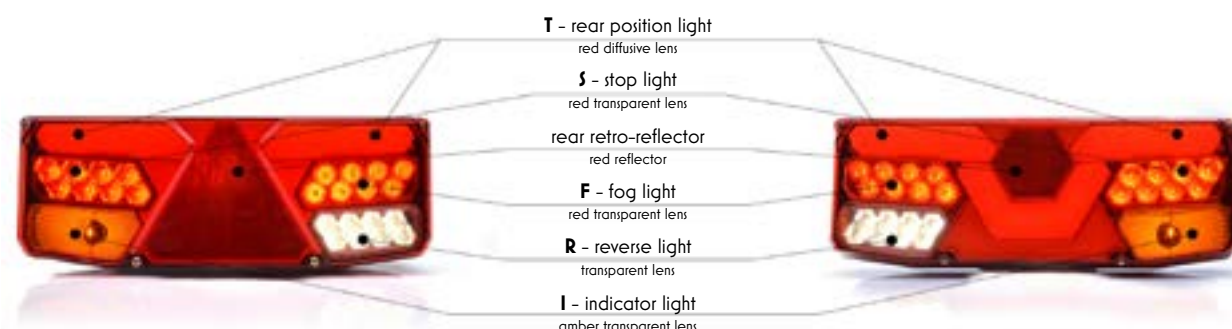

\* LPD for lamps W137 left, right and W138 right upon request



# W137dz, W138dz

12V|24V IP56/68

Lampy żarówkowo-LEDowe



LPD - license plate light on the bottom\*

functions	W137dz with triangular reflector		W138dz with hexagonal reflector	
	left (+ LPD)* lens 1O41KL	right lens 1O44KL	left + LPD lens 1O65KL	right lens 1O68KL*
<b>5</b> T/S/I/F/R	1O41	1O44	1O65	1O68
<b>5</b> T/S/I/F/R + position lamp W44	1O42	1O45	1O66	1O69
<b>5</b> T/S/I/F/R + position lamp W48	1O43	1O46	1O67	1O70

\* LPD for lamps W137 left, right and W138 right upon request



**W44** this additional side position light



**W48** this front-rear clearance light and side position light



# W170DD

12V|24V IP56/68



available in ADR version but only lamps with IP68

350-584/131/81mm



# W171DD

12V|24V IP56/68



available in ADR version but only lamps with IP68

350-584/131/81mm



LPD - license plate light on the bottom

functions	voltage and options	protection	W170		W170DD	
			left lens 1178KL	right lens 1181KL	left lens 1184KL	right lens 1187KL
<b>S</b> T/S/I/F/R	12V 24V	Standard	1178	1181	1184 DD	1187 DD
		IP68	1178/IP68	1181/IP68	1184 DD/IP68	1187 DD/IP68
	12V + load	Standard	1178 O12	1181 O12	1184 DD O12	1187 DD O12
		IP68	1178 O12/IP68	1181 O12/IP68	1184 DD O12/IP68	1187 DD O12/IP68
	24V + load	Standard	1178 O24	1181 O24	1184 DD O24	1187 DD O24
		IP68	1178 O24/IP68	1181 O24/IP68	1184 DD O24/IP68	1187 DD O24/IP68
<b>S</b> T/S/I/F/R + position lamp W44	12V 24V	Standard	1179	1182	1185 DD	1188 DD
		IP68	1179/IP68	1182/IP68	1185 DD/IP68	1188 DD/IP68
	12V + load	Standard	1179 O12	1182 O12	1185 DD O12	1188 DD O12
		IP68	1179 O12/IP68	1182 O12/IP68	1185 DD O12/IP68	1188 DD O12/IP68
	24V + load	Standard	1179 O24	1182 O24	1185 DD O24	1188 DD O24
		IP68	1179 O24/IP68	1182 O24/IP68	1185 DD O24/IP68	1188 DD O24/IP68
<b>S</b> T/S/I/F/R + position lamp W48	12V 24V	Standard	1180	1183	1186 DD	1189 DD
		IP68	1180/IP68	1183/IP68	1186 DD/IP68	1189 DD/IP68
	12V + load	Standard	1180 O12	1183 O12	1186 DD O12	1189 DD O12
		IP68	1180 O12/IP68	1183 O12/IP68	1186 DD O12/IP68	1189 DD O12/IP68
	24V + load	Standard	1180 O24	1183 O24	1186 DD O24	1189 DD O24
		IP68	1180 O24/IP68	1183 O24/IP68	1186 DD O24/IP68	1189 DD O24/IP68

functions	voltage and options	protection	W171		W171DD	
			left + LPD lens 1190KL	right lens 1193KL	left + LPD lens 1196KL	right lens 1199KL
<b>S</b> T/S/I/F/R	12V 24V	Standard	1190	1193	1196 DD	1199 DD
		IP68	1190/IP68	1193/IP68	1196 DD/IP68	1199 DD/IP68
	12V + load	Standard	1190 O12	1193 O12	1196 DD O12	1199 DD O12
		IP68	1190 O12/IP68	1193 O12/IP68	1196 DD O12/IP68	1199 DD O12/IP68
	24V + load	Standard	1190 O24	1193 O24	1196 DD O24	1199 DD O24
		IP68	1190 O24/IP68	1193 O24/IP68	1196 DD O24/IP68	1199 DD O24/IP68
<b>S</b> T/S/I/F/R + position lamp W44	12V 24V	Standard	1191	1194	1197 DD	1200 DD
		IP68	1191/IP68	1194/IP68	1197 DD/IP68	1200 DD/IP68
	12V + load	Standard	1191 O12	1194 O12	1197 DD O12	1200 DD O12
		IP68	1191 O12/IP68	1194 O12/IP68	1197 DD O12/IP68	1200 DD O12/IP68
	24V + load	Standard	1191 O24	1194 O24	1197 DD O24	1200 DD O24
		IP68	1191 O24/IP68	1194 O24/IP68	1197 DD O24/IP68	1200 DD O24/IP68
<b>S</b> T/S/I/F/R + position lamp W48	12V 24V	Standard	1192	1195	1198 DD	1201 DD
		IP68	1192/IP68	1195/IP68	1198 DD/IP68	1201 DD/IP68
	12V + load	Standard	1192 O12	1195 O12	1198 DD O12	1201 DD O12
		IP68	1192 O12/IP68	1195 O12/IP68	1198 DD O12/IP68	1201 DD O12/IP68
	24V + load	Standard	1192 O24	1195 O24	1198 DD O24	1201 DD O24
		IP68	1192 O24/IP68	1195 O24/IP68	1198 DD O24/IP68	1201 DD O24/IP68



# W68

12V|24V IP56/68

163/144/60,3mm



functions	T/S/I/F		T/S/I/R		T/S/I	
	+ LPS		+ LPS		+ LPS	
left	319	320	321	322	323	324
right	327	328	325	326	329	330

# W69

12V|24V IP66/68

LED lamp


414/145,5/51,8mm



/I 5 functions  
indicator crosses position light

/II 5 functions  
single bar indicator

/III 3 functions



variant A class IIIA

functions	reflecting device variant A						reflecting device variant B					
	left			right			left			right		
		+ load			+ load			+ load		+ load		
	12V-24V	12V	24V	12V-24V	12V	24V	12V-24V	12V	24V	12V-24V	12V	24V
T/S/I/F/R	331/I	3320/I	3330/I	334/I	3350/I	3360/I	827/I	8280/I	8290/I	830/I	8310/I	8320/I
	331/II	3320/II	3330/II	334/II	3350/II	3360/II	827/II	8280/II	8290/II	830/II	8310/II	8320/II
T/S/I	331/III	3320/III	3330/III	334/III	3350/III	3360/III	827/III	8280/III	8290/III	830/III	8310/III	8320/III

12V|24V IP66/68

LED lamp

# W69+W48



/I

/II

/III

variant A class IIIA



variant B class IA

414/145,5/51,8mm


functions	reflecting device variant A						reflecting device variant B					
	left			right			left			right		
		+ load			+ load			+ load		+ load		
	12V-24V	12V	24V	12V-24V	12V	24V	12V-24V	12V	24V	12V-24V	12V	24V
T/S/I/F/R	337/I	3380/I	3390/I	340/I	3410/I	3420/I	833/I	8340/I	8350/I	836/I	8370/I	8380/I
	337/II	3380/II	3390/II	340/II	3410/II	3420/II	833/II	8340/II	8350/II	836/II	8370/II	8380/II
T/S/I	337/III	3380/III	3390/III	340/III	3410/III	3420/III	833/III	8340/III	8350/III	836/III	8370/III	8380/III

12V|24V IP66/68

414/145,5/51,8mm

LED lamp

# W69+W44



/I

/II

/III

variant B class IA



variant A class IIIA

functions	reflecting device variant A						reflecting device variant B					
	left			right			left			right		
		+ load			+ load			+ load		+ load		
	12V-24V	12V	24V	12V-24V	12V	24V	12V-24V	12V	24V	12V-24V	12V	24V
T/S/I/F/R	337/I	3380/I	3390/I	340/I	3410/I	3420/I	833/I	8340/I	8350/I	836/I	8370/I	8380/I
	SM1	SM1	SM1	SM1	SM1	SM1	SM1	SM1	SM1	SM1	SM1	SM1
	337/II	3380/II	3390/II	340/II	3410/II	3420/II	833/II	8340/II	8350/II	836/II	8370/II	8380/II
	SM1	SM1	SM1	SM1	SM1	SM1	SM1	SM1	SM1	SM1	SM1	SM1
T/S/I	337/III	3380/III	3390/III	340/III	3410/III	3420/III	833/III	8340/III	8350/III	836/III	8370/III	8380/III
	SM1	SM1	SM1	SM1	SM1	SM1	SM1	SM1	SM1	SM1	SM1	SM1



# W145RR, W146RR


12V-24V IP66/68

LED lamp



available in ADR version

108/102/56-63mm




connection	license plate light	W145 T/S/I			W145RR T/S/I + reflecting device			W146 T/R/F	W146RR T/R/F + reflecting device
		12V-24V	12V + load	12V + load	12V-24V	12V + load	12V + load	12V-24V	12V-24V
open cable	LPD	1088	1088 O12	1088 O24	1603	1603 O12	1603 O24	1090	1605
	without	1089	1089 O12	1088 O24	1604	1604 O12	1604 O24	1091	1606
BAYONET 5pin WAS	LPD	1088/I	1088/I O12	1088/I O24	1603/I	1603/I O12	1603/I O24	1090/I	1605/I
	without	1089/I	1089/I O12	1089/I O24	1604/I	1604/I O12	1604/I O24	1091/I	1606/I

# W169RR

12V-24V IP66/68

LED lamp



connection	front	
	W169 - T/I	W169RR - T/I + reflecting device
open cable	1177	1607
BAYONET 5pin WAS	1177/I	1607/I

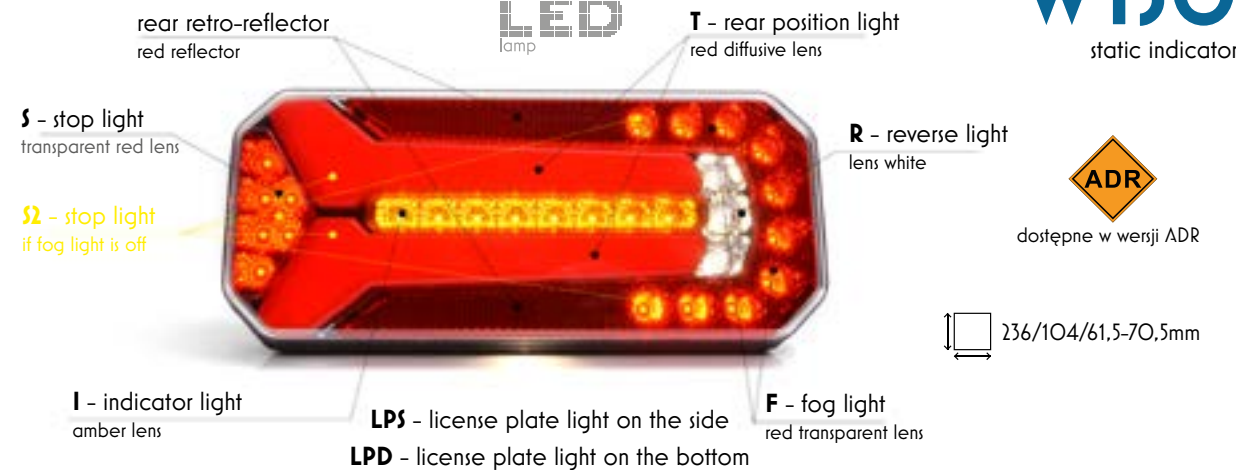


12V-24V IP66/68

LED lamp

# W150

static indicator



functions	W150						
	license plate light	assembly side	cable	load 12V	load 24V	WAS5	WAS7
<b>5</b> T/S/I/F/R	LPS	universal	1102 L/P	1102 L/P O12*	1102 L/P O24*	x	1102 L/P WAS7*
	LPD	left	1105 L	1105 L O12*	1105 L O24*	x	1105 L WAS7*
		right	1108 P	1108 P O12*	1108 P O24*	x	1108 P WAS7*
	without	universal	1111 L/P	1111 L/P O12*	1111 L/P O24*	x	1111 L/P WAS7*
<b>4</b> T/S/I/R	LPS	universal	1103 L/P*	1103 L/P O12*	1103 L/P O24*	1103 L/P WAS5*	1103 L/P WAS7*
	LPD	left	1106 L*	1106 L O12*	1106 L O24*	1106 L WAS5*	1106 L WAS7*
		right	1109 P*	1109 P O12*	1109 P O24*	1109 P WAS5*	1109 P WAS7*
	without	universal	1112 L/P	1112 L/P O12*	1112 L/P O24*	1112 L/P WAS5*	1112 L/P WAS7*
<b>4</b> T/S/I/F	LPS	universal	1144 L/P*	1144 L/P O12*	1144 L/P O24*	1144 L/P WAS5*	1144 L/P WAS7*
	LPD	left	1145 L*	1145 L O12*	1145 L O24*	1145 L WAS5*	1145 L WAS7*
		right	1146 P*	1146 P O12*	1146 P O24*	1146 P WAS5*	1146 P WAS7*
	without	universal	1147 L/P	1147 L/P O12*	1147 L/P O24*	1147 L/P WAS5*	1147 L/P WAS7*
<b>3</b> T/S/I	LPS	universal	1104 L/P*	1104 L/P O12*	1104 L/P O24*	1104 L/P WAS5*	1104 L/P WAS7*
	LPD	left	1107 L*	1107 L O12*	1107 L O24*	1107 L WAS5*	1107 L WAS7*
		right	1110 P*	1110 P O12*	1110 P O24*	1110 P WAS5*	1110 P WAS7*
without	universal	1113 L/P	1113 L/P O12*	1113 L/P O24*	1113 L/P WAS5*	1113 L/P WAS7*	

W150/S2 - SMART STOP version							
<b>5</b> T/S/I/F/R	LPS	universal	1507 L/P	1507L/P O12	1507L/P O24	x	1507L/P WAS7
	LPD	left	1515 L	1515 L O12	1515 L O24	x	1515 L WAS7
		right	1515 P	1515 P O12	1515 P O24	x	1515 P WAS7
without	universal	1508 L/P	1508 L/P O12	1508 L/P O24	x	1508 L/P WAS7	
<b>4</b> T/S/I/F	LPS	universal	1511 L/P	1511 L/P O12	1511 L/P O24	1511 L/P WAS5	1511 L/P WAS7
	LPD	left	1517 L	1517 L O12	1517 L O24	1517 L WAS5	1517 L WAS7
		right	1517 P	1517 P O12	1517 P O24	1517 P WAS5	1517 P WAS7
without	universal	1512 L/P	1512 L/P O12	1512 L/P O24	1512 L/P WAS5	1512 L/P WAS7	





# W150DD

12V-24V IP66/68

dynamic indicator

rear retro-reflector  
red reflector

LED  
lamp

T - rear position light  
red diffusive lens


R - reverse light  
lens white



S - stop light  
transparent red lens

dostępne w wersji ADR

Ω - stop light  
if fog light is off



I - indicator light  
amber lens

LPS - license plate light on the side

LPD - license plate light on the bottom

F - fog light

236/104/61,5-70,5mm

W150DD							
functions	license plate light	assembly side	cable	load 12V	load 24V	WAS5	WAS7
5 T/S/I/F/R	LPS	universal	1114 DD L/P	1114 DD L/P O12*	1114 DD L/P O24*	x	1114 DD L/P WAS7*
	LPD	left	1117 DD L	1117 DD L O12*	1117 DD L O24*	x	1117 DD L WAS7*
		right	1120 DD P*	1120 DD P O12*	1120 DD P O24*	x	1120 DD P WAS7*
without	universal	1123 DD L/P	1123 DD L/P O12*	1123 DD L/P O24*	x	1123 DD L/P WAS7	
4 T/S/I/R	LPS	universal	1115 DD L/P	1115 DD L/P O12*	1115 DD L/P O24*	1115 DD L/P WAS5*	1115 DD L/P WAS7*
	LPD	left	1118 DD L	1118 DD L O12*	1118 DD L O24*	1118 DD L WAS5*	1118 DD L WAS7*
		right	1121 DD P*	1121 DD P O12*	1121 DD P O24*	1121 DD P WAS5*	1121 DD P WAS7*
without	universal	1124 DD L/P	1124 DD L/P O12*	1124 DD L/P O24*	1124 DD L/P WAS5*	1124 DD L/P WAS7*	
4 T/S/I/F	LPS	universal	1148 DD L/P*	1148 DD L/P O12*	1148 DD L/P O24*	1148 DD L/P WAS5*	1148 DD L/P WAS7*
	LPD	left	1149 DD L*	1149 DD L O12*	1149 DD L O24*	1149 DD L WAS5*	1149 DD L WAS7*
		right	1150 DD P*	1150 DD P O12*	1150 DD P O24*	1150 DD P WAS5*	1150 DD P WAS7*
without	universal	1151 DD L/P	1151 DD L/P O12*	1151 DD L/P O24*	1151 DD L/P WAS5*	1151 DD L/P WAS7*	
3 T/S/I	LPS	universal	1116 DD L/P	1116 DD L/P O12*	1116 DD L/P O24*	1116 DD L/P WAS5*	1116 DD L/P WAS7*
	LPD	left	1119 DD L	1119 DD L O12*	1119 DD L O24*	1119 DD L WAS5*	1119 DD L WAS7*
		right	1122 DD P	1122 DD P O12*	1122 DD P O24*	1122 DD P WAS5*	1122 DD P WAS7*
without	universal	1125 DD L/P	1125 DD L/P O12*	1125 DD L/P O24*	1125 DD L/P WAS5*	1125 DD L/P WAS7*	
W150DD/Ω - SMART STOP version							
5 T/S/I/F/R	LPS	universal	1519 DD L/P	1519 DD L/P O12	1519 DD L/P O24	x	1519 DD L/P WAS7
	LPD	left	1527 DD L	1527 DD L O12	1527 DD L O24	x	1527 DD L WAS7
		right	1527 DD P	1527 DD P O12	1527 DD P O24	x	1527 DD P WAS7
without	universal	1520 DD L/P	1520 DD L/P O12	1520 DD L/P O24	x	1520 DD L/P WAS7	
4 T/S/I/F	LPS	universal	1523 DD L/P	1523 DD L/P O12	1523 DD L/P O24	1523 DD L/P WAS5	1523 DD L/P WAS7
	LPD	left	1529 DD L	1529 DD L O12	1529 DD L O24	1529 DD L WAS5	1529 DD L WAS7
		right	1529 DD P	1529 DD P O12	1529 DD P O24	1529 DD P WAS5	1529 DD P WAS7
without	universal	1524 DD L/P	1524 DD L/P O12	1524 DD L/P O24	1524 DD L/P WAS5	1524 DD L/P WAS7	

12V-24V IP6K9K

306/133/60,6mm

# W184

static indicator


rear retro-reflector  
red

LED  
lamp

R - reverse light  
white diffusive lens

S - stop light  
transparent lens

available in ADR version



I - indicator light  
amber diffusive lens

LPS - license plate light on the side

F - fog light  
transparent red lens

T - rear position light  
red diffusive lens

W184						
functions	voltage and options	assembly side	cable	TYCO	Schlemmer	WAS7
5 T/S/I/F/R	12V/24	left	1266 L	1266 L TYCO	1266 L SCHL	1266 L WAS7
		right	1268 P	1268 P TYCO	1268 P SCHL	1268 P WAS7
	12V + load	left	1266 L O12	x	x	x
		right	1268 P O12	x	x	x
5 T/S/I/F/R + side position light	24V + load	left	1266 L O24	x	x	x
		right	1268 P O24	x	x	x
	12V/24	left	1267 L	1267 L TYCO	1267 L SCHL	1267 L WAS7
		right	1269 P	1269 P TYCO	1269 P SCHL	1269 P WAS7
5 T/S/I/F/R + LPS	12V + load	left	1267 L O12	x	x	x
		right	1269 P O12	x	x	x
	24V + load	left	1267 L O24	x	x	x
		right	1269 P O24	x	x	x
5 T/S/I/F/R + side position light + LPS	12V/24	left	1270 L	1270 L TYCO	1270 L SCHL	1270 L WAS7
		right	1272 P	1272 P TYCO	1272 P SCHL	1272 P WAS7
	12V + load	left	1270 L O12	x	x	x
		right	1272 P O12	x	x	x
5 T/S/I/F/R + side position light + LPS	24V + load	left	1270 L O24	x	x	x
		right	1272 P O24	x	x	x
	12V/24	left	1271 L	1271 L TYCO	1271 L SCHL	1271 L WAS7
		right	1273 P	1273 P TYCO	1273 P SCHL	1273 P WAS7
12V + load	left	1271 L O12	x	x	x	
	right	1273 P O12	x	x	x	
24V + load	left	1271 L O24	x	x	x	
	right	1273 P O24	x	x	x	

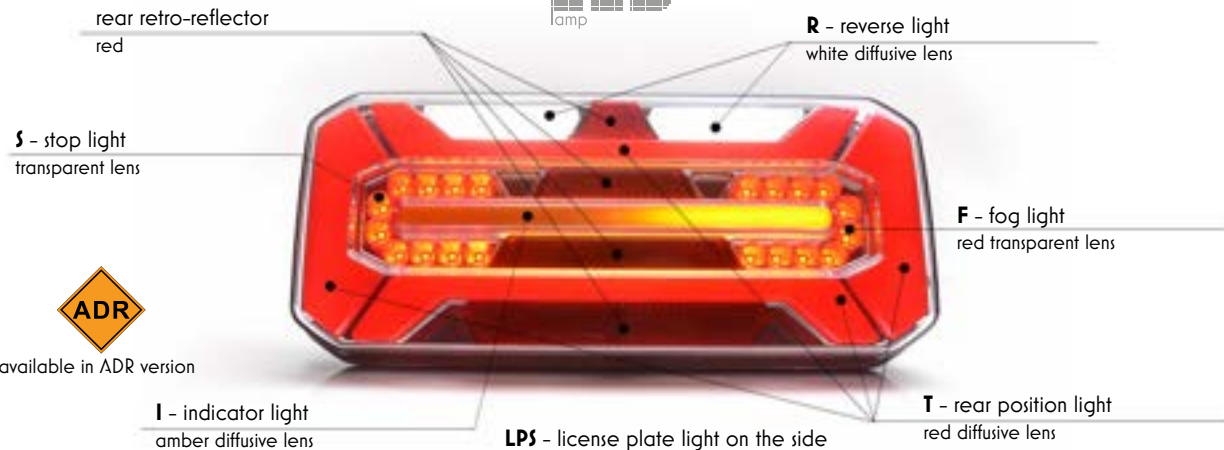


# W184DD

306/133/60,6mm

12V-24V IP6K9K

dynamic indicator



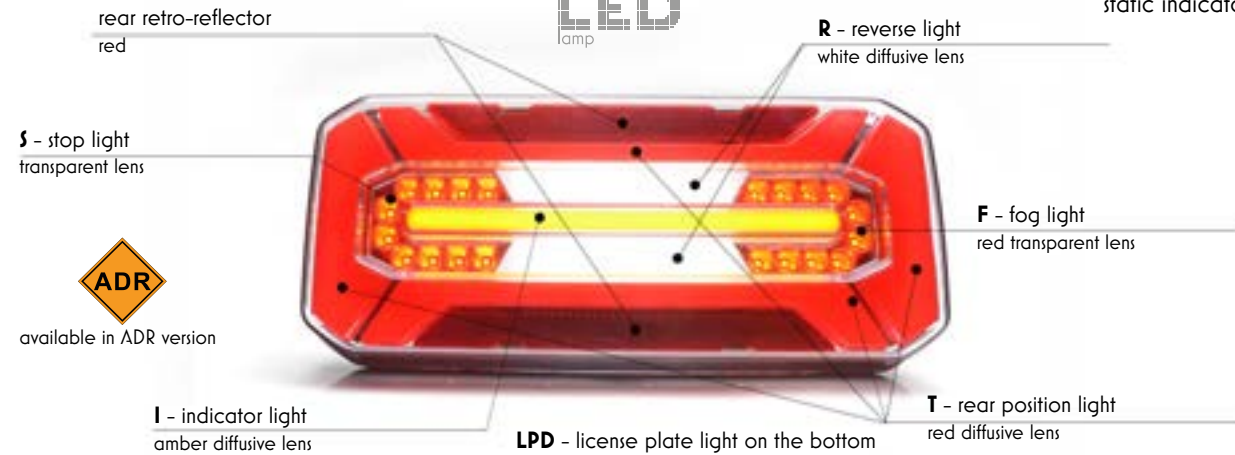
available in ADR version

12V-24V IP6K9K

306/133/60,6mm

# W185

static indicator



available in ADR version

functions	voltage and options	assembly side	W184DD			
			cable	TYCO	Schlemmer	WAS7
<b>5</b> T/S/I/F/R	12V/24	left	1278 DD L	1278 DD L TYCO	1278 DD L SCHL	1278 DD L WAS7
		right	1280 DD P	1280 DD P TYCO	1280 DD P SCHL	1280 DD P WAS7
	12V + load	left	1278 DD L O12	x	x	x
		right	1280 DD P O12	x	x	x
	24V + load	left	1278 DD L O24	x	x	x
		right	1280 DD P O24	x	x	x
<b>5</b> T/S/I/F/R + side position light	12V/24	left	1279 DD L	1279 DD L TYCO	1279 DD L SCHL	1279 DD L WAS7
		right	1281 DD P	1281 DD P TYCO	1281 DD P SCHL	1281 DD P WAS7
	12V + load	left	1279 DD L O12	x	x	x
		right	1281 DD P O12	x	x	x
	24V + load	left	1279 DD L O24	x	x	x
		right	1281 DD P O24	x	x	x
<b>5</b> T/S/I/F/R + LPS	12V/24	left	1282 DD L	1282 DD L TYCO	1282 DD L SCHL	1282 DD L WAS7
		right	1284 DD P	1284 DD P TYCO	1284 DD P SCHL	1284 DD P WAS7
	12V + load	left	1282 DD L O12	x	x	x
		right	1284 DD P O12	x	x	x
	24V + load	left	1282 DD L O24	x	x	x
		right	1284 DD P O24	x	x	x
<b>5</b> T/S/I/F/R + side position light + LPS	12V/24	left	1283 DD L	1283 DD L TYCO	1283 DD L SCHL	1283 DD L WAS7
		right	1285 DD P	1285 DD P TYCO	1285 DD P SCHL	1285 DD P WAS7
	12V + load	left	1283 DD L O12	x	x	x
		right	1285 DD P O12	x	x	x
	24V + load	left	1283 DD L O24	x	x	x
		right	1285 DD P O24	x	x	x

functions	voltage and options	assembly side	W185			
			cable	TYCO	Schlemmer	WAS7
<b>5</b> T/S/I/F/R	12V/24	universal	1290 L/P	1290 L/P TYCO	1290 L/P SCHL	1290 L/P WAS7
	12V + load	universal	1290 L/P O12	x	x	x
	24V + load	universal	1290 L/P O24	x	x	x
<b>5</b> T/S/I/F/R + side position light	12V/24	universal	1291 L/P	1291 L/P TYCO	1291 L/P SCHL	1291 L/P WAS7
	12V + load	universal	1291 L/P O12	x	x	x
	24V + load	universal	1291 L/P O24	x	x	x
<b>5</b> T/S/I/F/R + LPD	12V/24	left	1294 L	1294 L TYCO	1294 L SCHL	1294 L WAS7
		right	1296 P	1296 P TYCO	1296 P SCHL	1296 P WAS7
	12V + load	left	1294 L O12	x	x	x
		right	1296 P O12	x	x	x
	24V + load	left	1294 L O24	x	x	x
		right	1296 P O24	x	x	x
<b>5</b> T/S/I/F/R + side position light + LPD	12V/24	left	1295 L	1295 L TYCO	1295 L SCHL	1295 L WAS7
		right	1297 P	1297 P TYCO	1297 P SCHL	1297 P WAS7
	12V + load	left	1295 L O12	x	x	x
		right	1297 P O12	x	x	x
	24V + load	left	1295 L O24	x	x	x
		right	1297 P O24	x	x	x



# W185DD

306/133/60,6mm

12V-24V IP6K9K

dynamic indicator

rear retro-reflector red

LED lamp

R - reverse light white diffusive lens

S - stop light transparent lens




available in ADR version

F - fog light red transparent lens

I - indicator light amber diffusive lens

LPD - license plate light on the bottom

T - rear position light red diffusive lens



functions	voltage and options	assembly side	W185			
			cable	TYCO	Schlemmer	WAS7
5 T/S/I/F/R	12V/24	universal	1298 DD L/P	1298 DD L/P TYCO	1298 DD L/P SCHL	1298 DD L/P WAS7
	12V + load	universal	1298 DD L/P O12	x	x	x
	24V + load	universal	1298 DD L/P O24	x	x	x
5 T/S/I/F/R + side position light	12V/24	universal	1299 DD L/P	1299 DD L/P TYCO	1299 DD L/P SCHL	1299 DD L/P WAS7
	12V + load	universal	1299 DD L/P O12	x	x	x
	24V + load	universal	1299 DD L/P O24	x	x	x
5 T/S/I/F/R + LPD	12V/24	left	1302 DD L	1302 DD L TYCO	1302 DD L SCHL	1302 DD L WAS7
		right	1304 DD P	1304 DD P TYCO	1304 DD P SCHL	1304 DD P WAS7
	24V + load	left	1302 DD L O12	x	x	x
		right	1304 DD P O12	x	x	x
	24V + load	left	1302 DD L O24	x	x	x
		right	1304 DD P O24	x	x	x
5 T/S/I/F/R + side position light + LPD	12V/24	left	1303 DD L	1303 DD L TYCO	1303 DD L SCHL	1303 DD L WAS7
		right	1305 DD P	1305 DD P TYCO	1305 DD P SCHL	1305 DD P WAS7
	12V + load	left	1303 DD L O12	x	x	x
		right	1305 DD P O12	x	x	x
	24V + load	left	1303 DD L O24	x	x	x
		right	1305 DD P O24	x	x	x

# W204DD, W206DD

12V-24V IP6K9K

136.4/91/40mm

LED lamp

Multifunction front lamps

W204

W206



SI - side indicator

functions	W204	W204DD		W206	W206DD			
	T/I							
		+ SI		+ SI		+ SI		
12V-24V	1425 L/P	1426 L/P	1430 DD L/P	1431 DD L/P	1428 L/P	1429 L/P	1433 DD L/P	1434 DD L/P
12V + load	1425 L/P O12	1426 L/P O12	1430 DD L/P O12	1431 DD L/P O12	1428 L/P O12	1429 L/P O12	1433 DD L/P O12	1434 DD L/P O12
24V + load	1425 L/P O24	1426 L/P O24	1430 DD L/P O24	1431 DD L/P O24	1428 L/P O24	1429 L/P O24	1433 DD L/P O24	1434 DD L/P O24

12V-24V IP6K9K

# W205DD

136.4/91/40mm

Multifunction rear lamps

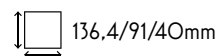


functions	W205	W205DD
	T/S/I	
12V-24V	1427 L/P	1432 DD L/P
12V + load	1427 L/P O12	1432 DD L/P O12
24V + load	1427 L/P O24	1432 DD L/P O24



# W211, W214, W215

12V-24V IP6K9K



LED lamp

**1458** (W211)  
work lamp



**1462** (W215)  
reverse lamp





**1461** (W214)  
multifunctional rear lamp with lights: position, reverse, fog



# W225

12V-24V IP6K9K



# W168.9DD

12V-24V IP6K9K


LED lamp

LONG

SHORT



available in ADR version



version	W168.9		W168.9DD	
	Lamps with light: front-rear-side position, side indicator, stop, reverse, fog			
	left	right	left	right
LONG	1440 L	1440 P	1441 DD L	1441 DD P
SHORT	1442 L	1442 P	1443 DD L	1443 DD P

common symbols	ECE symbols	voltage	W225				
			25cm open cable				
			universal				
			screw				
<b>1</b> functions							
I	2A	12V-24V	1481 2A	x	x	x	x
R	AR	12V-24V	x	1481 AR	x	x	x
F	F	12V-24V	x	x	1481 F	1481 KR F	x
<b>2</b> functions							
R/F	AR F	12V-24V	1481 AR F	x	x	x	x
T/R	R AR	12V-24V	x	1481 R AR	x	x	x
T/F	R F	12V-24V	x	x	1481 R F	1481 KR R F	x
T/S	R S1	12V-24V	x	x	x	x	1481 R S1
<b>3</b> functions							
T/R/F	R AR F	12V-24V	1481 R AR F	x	x	x	x
T/S/I	R S1 2A	12V-24V	x	1481 R S1 2A	x	x	x



# W226

12V-24V IP6K9K

117-146/111/33mm



common symbols	ECE oznaczenie	voltage	W226				
			200 cm open cable				
			universal				
			bolt hole		integrated bolts		
2 functions	R/F	AR F	12V-24V				
				1483	1483 KR	1483/I	1483/I KR
3 functions	T/S/I	R S1 2A	12V-24V				
				1482	x	1482/I	x

12V-24V IP6K9K

# W227




165-195/117/33mm

common symbols	voltage	remarks	W227							
			200 cm open cable							
			universal							
			bolt hole				integrated bolts			
R S1 2A F	12V-24V	4 functions T/S/I/F								
			tail light in one chamber	1491	1491 KR	x	x	1491/I	1491/I KR	x
		tail light in two chambers 1 and 3	x	x	1493	1493 KR	x	x	1493/I	1493/I KR
R S1 2A AR	12V-24V	4 functions T/S/I/R								
			tail light in one chamber	1490	x	x	x	1490/I	x	x
		tail light in two chambers 1 and 3	x	x	1492	x	x	x	1492/I	x
R S1 2A AR F	12V-24V	5 functions T/S/I/R/F								
			tail light in one chamber	1487	x	x	x	1487/I	x	x
		tail light in two chambers 1 and 3	x	x	1488	x	x	x	1488/I	x



# W228

12V-24V IP6K9K




ECE symbols	voltage	W228							
		200 cm open end cable / 5 or 7 pin connectors available							
		left				right			
		bolt hole	integrated bolts	bolt hole	integrated bolts	bolt hole	integrated bolts		
3 functions T/S/I	12V-24V	1494 L	x	1494/I L	x	1494 P	x	1494/I P	x
		1494 L WASS	x	1494/I L WASS	x	1494 P WASS	x	1494/I P WASS	x
4 functions T/S/I/F	12V-24V	1497 L	1497 L KR	1497/I L	1497/I L KR	1497 P	1497 P KR	1497/I P	1497/I P KR
		1497 L WASS	1497 L KR WASS	1497/I L WASS	1497/I L KR WASS	1497 P WASS	1497 P KR WASS	1497/I P WASS	1497/I P KR WASS
4 functions T/S/I/R	12V-24V	1496 L	x	1496/I L	x	1496 P	x	1496/I P	x
		1496 L WASS	x	1496/I L WASS	x	1496 P WASS	x	1496/I P WASS	x
5 functions T/S/I/R/F	12V-24V	1495 L	x	1495/I L	x	1495 P	x	1495/I P	x
		1495 L WASS7	x	1495/I L WASS7	x	1495 P WASS7	x	1495/I P WASS7	x

# W236

12V-24V IP6K9K

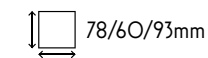
LED lamp



LED lamp

12V-24V IP6K9K

# W237

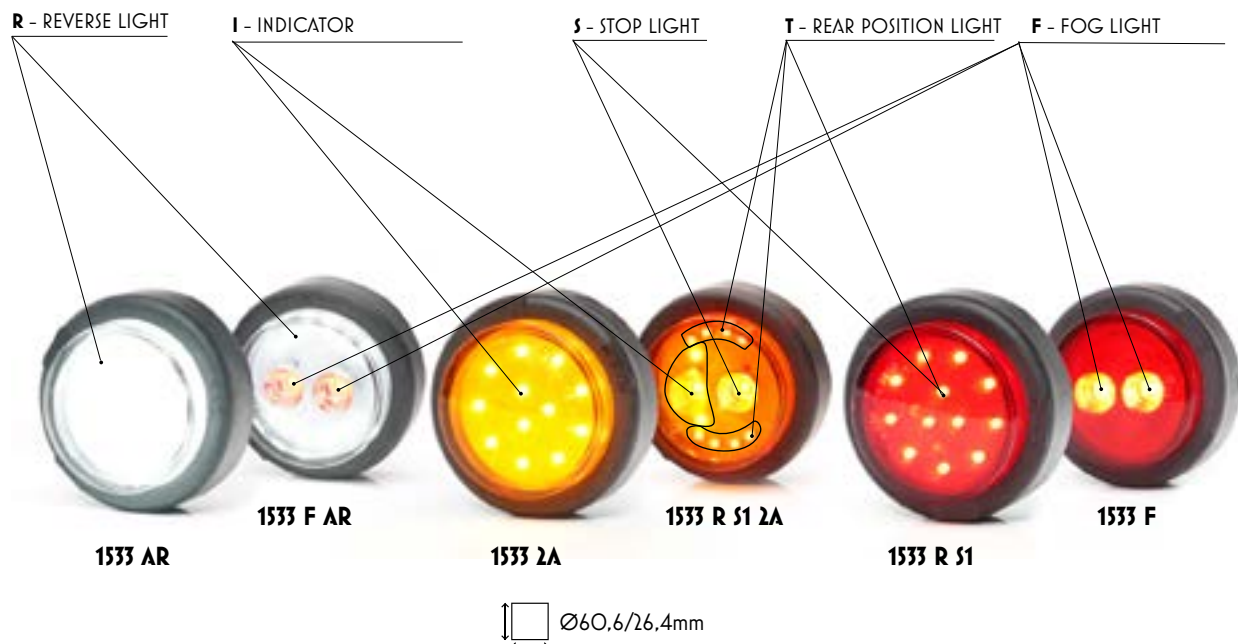




# W238

12V-24V IP6K9K

LED lamp

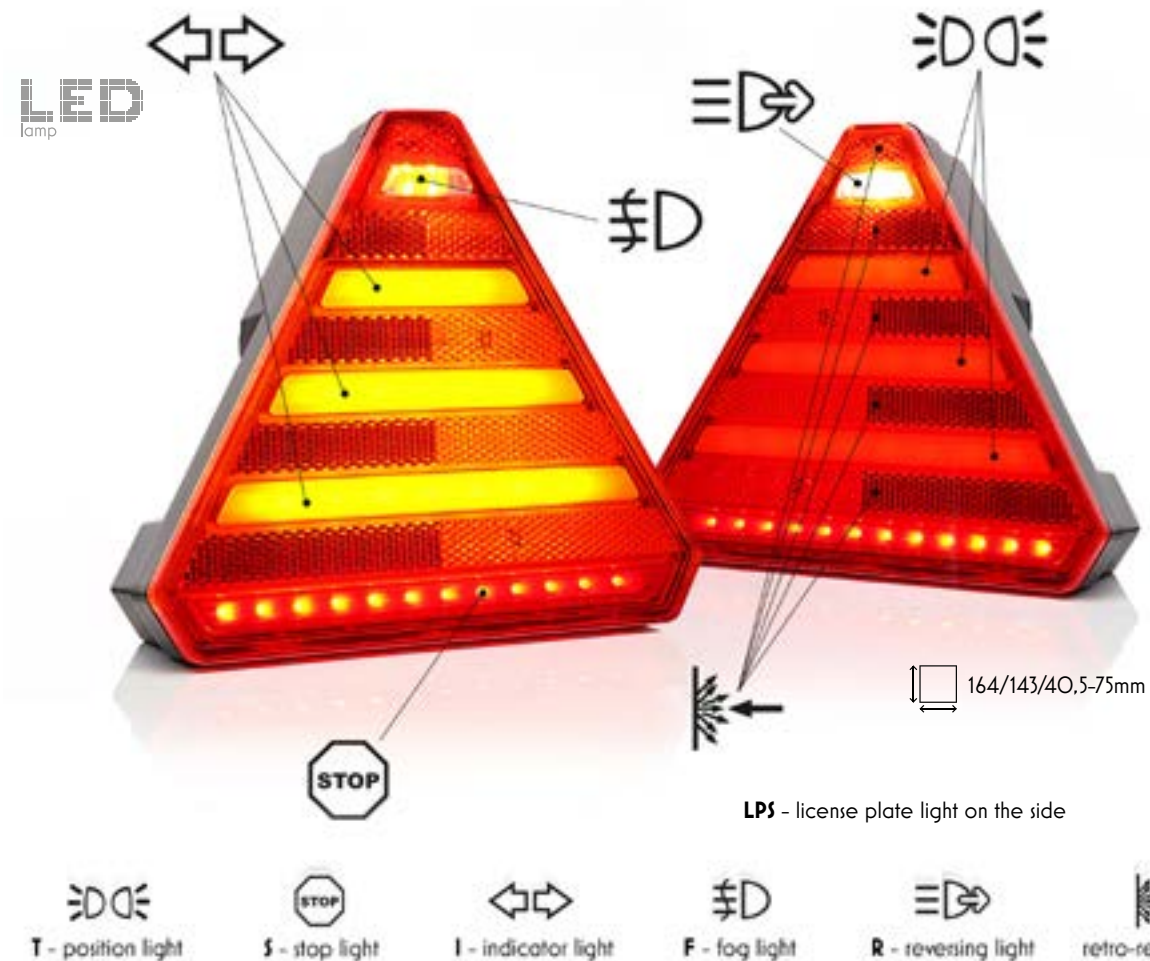


common symbols	ECE symbols	voltage	W236		W237			W238			
			25cm open cable								
			universal								
			screw					push-fit assembly			
1 functions / 1 function											
I	2A	12V-24V	1531 2A	x	x	1532 2A	x	x	1533 2A	x	x
R	AR	12V-24V	x	1531 AR	x	x	1532 AR	x	x	1533 AR	x
F	F	12V-24V	x	x	1531 F	x	x	1532 F	x	x	1533 F
2 functions / 2 functions											
F/R	AR F	12V-24V	1531 AR F	x	x	1532 AR F	x	x	1533 AR F	x	x
T/S	R S1	12V-24V	x	1531 R S1	x	x	1532 R S1	x	x	1533 R S1	x
3 functions / 3 functions											
T/S/I	R S1 2A	12V-24V	x	x	1531 R S1 2A	x	x	1532 R S1 2A	x	x	1533 R S1 2A

# W243

12V-24V IP6K9K

LED lamp



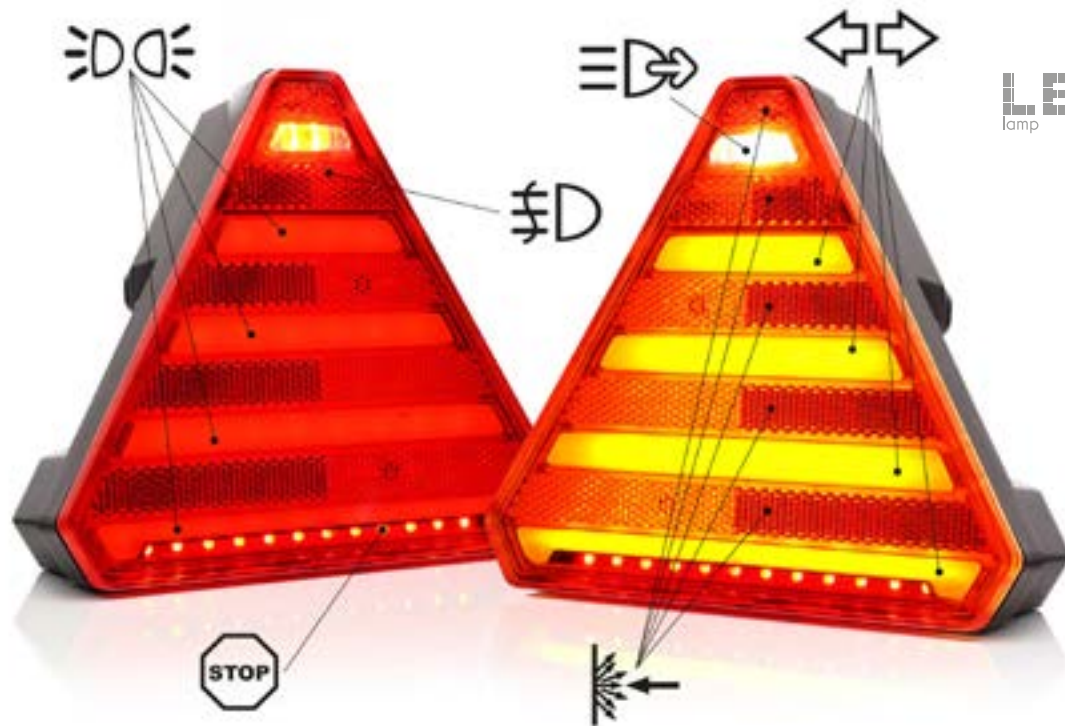
functions	optional lighting - license plate	assembly side	cable	Schlemmer	TYCO	WAS5	WAS7
5 T/S/I/F/R	without	universal	1611 L/P	1611 L/P SCHL	1611 L/P TYCO	x	1611 L/P WAS7
	LPS	left	1612 L	1612 L SCHL	1612 L TYCO	x	1612 L WAS7
		right	1612 P	1612 P SCHL	1612 P TYCO	x	1612 P WAS7
4 T/S/I/R	without	universal	1613 L/P	1613 L/P SCHL	1613 L/P TYCO	1613 L/P WAS5	1613 L/P WAS7
	LPS	left	1614 L	1614 L SCHL	1614 L TYCO	1614 L WAS5	1614 L WAS7
		right	1614 P	1614 P SCHL	1614 P TYCO	1614 P WAS5	1614 P WAS7
4 T/S/I/F	without	universal	1615 L/P	1615 L/P SCHL	1615 L/P TYCO	1615 L/P WAS5	1615 L/P WAS7
	LPS	left	1616 L	1616 L SCHL	1616 L TYCO	1616 L WAS5	1616 L WAS7
		right	1616 P	1616 P SCHL	1616 P TYCO	1616 P WAS5	1616 P WAS7
3 T/S/I	without	universal	1617 L/P	1617 L/P SCHL	1617 L/P TYCO	1617 L/P WAS5	1617 L/P WAS7
	LPS	left	1618 L	1618 L SCHL	1618 L TYCO	1618 L WAS5	1618 L WAS7
		right	1618 P	1618 P SCHL	1618 P TYCO	1618 P WAS5	1618 P WAS7



# W244

12V-24V IP6K9K

LED lamp



164/143/40,5-75mm


LPS - license plate light on the side



# W245

12V-24V IP6K9K

LED lamp



164/143/40,5-75mm

LPS - license plate light on the side



functions	optional lighting - license plate	assembly side	cable	Schlemmer	TYCO	WASS	WAS7
<b>5</b> T/S/I/F/R	without	universal	1619 L/P	1619 L/P SCHL	1619 L/P TYCO	x	1619 L/P WAS7
	LPS	left	1620 L	1620 L SCHL	1620 L TYCO	x	1620 L WAS7
		right	1620 P	1620 P SCHL	1620 P TYCO	x	1620 P WAS7
<b>4</b> T/S/I/R	without	universal	1621 L/P	1621 L/P SCHL	1621 L/P TYCO	1621 L/P WASS	1621 L/P WAS7
	LPS	left	1622 L	1622 L SCHL	1622 L TYCO	1622 L WASS	1622 L WAS7
		right	1622 P	1622 P SCHL	1622 P TYCO	1622 P WASS	1622 P WAS7
<b>4</b> T/S/I/F	without	universal	1623 L/P	1623 L/P SCHL	1623 L/P TYCO	1623 L/P WASS	1623 L/P WAS7
	LPS	left	1624 L	1624 L SCHL	1624 L TYCO	1624 L WASS	1624 L WAS7
		right	1624 P	1624 P SCHL	1624 P TYCO	1624 P WASS	1624 P WAS7
<b>3</b> T/S/I	without	universal	1625 L/P	1625 L/P SCHL	1625 L/P TYCO	1625 L/P WASS	1625 L/P WAS7
	LPS	left	1626 L	1626 L SCHL	1626 L TYCO	1626 L WASS	1626 L WAS7
		right	1626 P	1626 P SCHL	1626 P TYCO	1626 P WASS	1626 P WAS7

functions	optional lighting - license plate	assembly side	cable	Schlemmer	TYCO	WASS	WAS7
<b>5</b> T/S/I/F/R	without	universal	1627 L/P	1627 L/P SCHL	1627 L/P TYCO	x	1627 L/P WAS7
	LPS	left	1628 L	1628 L SCHL	1628 L TYCO	x	1628 L WAS7
		right	1628 P	1628 P SCHL	1628 P TYCO	x	1628 P WAS7
<b>4</b> T/S/I/R	without	universal	1629 L/P	1629 L/P SCHL	1629 L/P TYCO	1629 L/P WASS	1629 L/P WAS7
	LPS	left	1630 L	1630 L SCHL	1630 L TYCO	1630 L WASS	1630 L WAS7
		right	1630 P	1630 P SCHL	1630 P TYCO	1630 P WASS	1630 P WAS7
<b>4</b> T/S/I/F	without	universal	1631 L/P	1632 L/P SCHL	1632 L/P TYCO	1631 L/P WASS	1631 L/P WAS7
	LPS	left	1632 L	1632 L SCHL	1632 L TYCO	1632 L WASS	1632 L WAS7
		right	1632 P	1624 P SCHL	1632 P TYCO	1632 P WASS	1632 P WAS7
<b>3</b> T/S/I	without	universal	1633 L/P	1633 L/P SCHL	1633 L/P TYCO	1633 L/P WASS	1633 L/P WAS7
	LPS	left	1634 L	1634 L SCHL	1634 L TYCO	1634 L WASS	1634 L WAS7
		right	1634 P	1634 P SCHL	1634 P TYCO	1634 P WASS	1634 P WAS7






# W245DD

12V-24V IP6K9K

LED lamp



LPS - license plate light on the side



functions	optional lighting - license plate	assembly side	cable	Schlemmer	TYCO	WASS	WAS7
<b>5</b> T/S/I/F/R	without	left	1635 DD L	1635 DD L SCHL	1635 DD L TYCO	x	1635 DD L WAS7
		right	1635 DD P	1635 DD P SCHL	1635 DD P TYCO	x	1635 DD P WAS7
	LPS	left	1636 DD L	1636 DD L SCHL	1636 DD L TYCO	x	1636 DD L WAS7
		right	1636 DD P	1636 DD P SCHL	1636 DD P TYCO	x	1636 DD P WAS7
<b>4</b> T/S/I/R	without	left	1637 DD L	1637 DD L SCHL	1637 DD L TYCO	1637 DD L WASS	1637 DD L WAS7
		right	1637 DD L	1637 DD L SCHL	1637 DD L TYCO	1637 DD L WASS	1637 DD L WAS7
	LPS	left	1638 DD L	1638 DD L SCHL	1638 DD L TYCO	1638 DD L WASS	1638 DD L WAS7
		right	1638 DD P	1638 DD P SCHL	1638 DD P TYCO	1638 DD P WASS	1638 DD P WAS7
<b>4</b> T/S/I/F	without	left	1639 DD L	1639 DD L SCHL	1639 DD L TYCO	1639 DD L WASS	1639 DD L WAS7
		right	1639 DD P	1639 DD P SCHL	1639 DD P TYCO	1639 DD P WASS	1639 DD P WAS7
	LPS	left	1640 DD L	1640 DD L SCHL	1640 DD L TYCO	1640 DD L WASS	1640 DD L WAS7
		right	1640 DD P	1640 DD P SCHL	1640 DD P TYCO	1640 DD P WASS	1640 DD P WAS7
<b>3</b> T/S/I	without	left	1641 DD L	1641 DD L SCHL	1641 DD L TYCO	1641 DD L WASS	1641 DD L WAS7
		right	1641 DD P	1641 DD P SCHL	1641 DD P TYCO	1641 DD P WASS	1641 DD P WAS7
	LPS	left	1642 DD L	1642 DD L SCHL	1642 DD L TYCO	1642 DD L WASS	1642 DD L WAS7
		right	1642 DD P	1642 DD P SCHL	1642 DD P TYCO	1642 DD P WASS	1642 DD P WAS7



# WO6, WO7

12V|24V IP54

Bulb lamps



# WO6DŽ, WO7DŽ

12V|24V IP66/68

Hybrid lamps

150/70/77mm



# WO6D, WO7D

LED lamp 12V-24V IP66/68 LED lamps

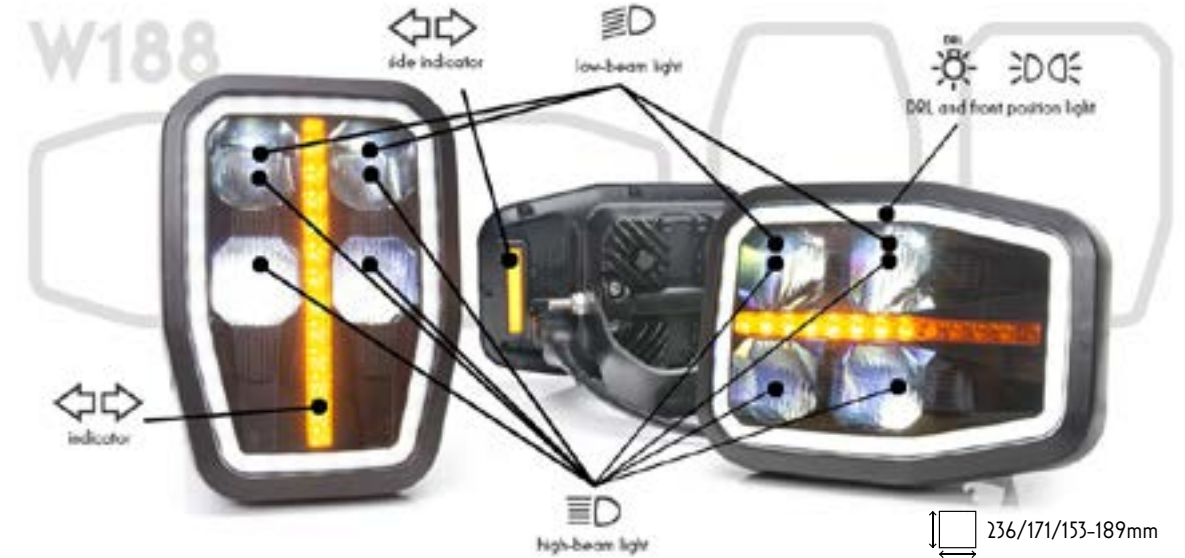


Lamps with lights: position, front indicator, side indicator

LED lamp

12V-24V IP6K9K

# W188DD



236/171/153-189mm

functions		W188		W188DD	
		Lamps with light: position, high beam, low beam, daytime running, indicator			
		long bracket A	short bracket B	long bracket A	short bracket B
horizontal	left L	1334 L A	1334 L B	1336 DD L A	1336 DD L B
	right P	1335 P A	1335 P B	1336 DD P A	1336 DD P B
vertical	with side indicator on the bottom VD	1335 L/P VD A	1335 L/P VD B	x	x
	with side indicator on the top VT	1335 L/P VT A	1335 L/P VT B	x	x





# W212, W213

12V-24V IP 66/68

Ø90/95,6mm

LED lamp



**1460 (W213)**  
Lamp with lights: daytime running, indicator

**1459 (W212)**  
Lamp with lights: position, indicator

12V-24V IP66/68

98,2/91,6/81,3mm

LED lamp



**561**  
focused light



**562**  
diffused light



**562AR**  
reverse light, diffused light

# W78

# W234, W235

12V-24V IP6K9K

LED lamp



Ø91/92,6mm

additional light functions	W234	W235
	low beam	high beam
basic, single-function version	1659	1666
front position light	1660	1667
front position light, indicator	1661	1668
front position light, indicator, DRL	1662	1669
indicator	1663	1670
indicator, DRL	1664	1671
DRL	1665	1672

IP 66/68

101/147,5/77,5mm

LED lamp



luminous flux  
**1700 lm**  
full LED



available in ADR version

# W81

cable	voltage	options	without switch		with switch	
			black	white	black	white
open cable	40V-60V	reverse light	683/HV	687/HV	x	x
			<b>683</b>	687	684	688
	12V-24V		685	689	686	690
			683.1	687.1	684.1	688.1
spiral cable	12V-24V + cigarette lighting plug	magnet	683.2	687.2	684.2	688.2
			683.3	687.3	684.3	688.3
			683.4	687.4	684.4	688.4



# W82

IP 66/68

101/147,5/77,5mm

LED lamp



available in ADR version



cable	voltage	options	without switch		with switch	
			black	white	black	white
open cable	40V-60V		691/HV	695/HV	x	x
	12V-24V	reverse light	<b>691</b>	695	692	696
			693	697	694	698
			691.1	695.1	692.1	696.1
spiral cable	12V-24V + cigarette lighting plug	magnet	691.2	695.2	692.2	696.2
			691.3	695.3	692.3	696.3
			691.4	695.4	692.4	696.4

# W113

12V-24V IP 66/68

101/147,5/77,5mm

LED lamp



807

# W186

12V-24V IP66/68



1264

1265

# W123

12V-24V IP66/68

12V-24V IP66/68

# W136

LED lamp

199/118/72mm

146,5/95/50mm



865



1078 1078/I + Superseal diffused light



1079 1079/I + Superseal focused light

# W129

12V-24V IP6K9K

12V-24V IP6K9K

# W130

110/159/85mm

LED lamp



976 diffused light + Superseal  
 976/I + Superseal  
 976/II + Deutsch  
 977 focused light + Superseal  
 977/I + Superseal  
 977/II + Deutsch

LED lamp



978 diffused light + Superseal  
 978/I + Superseal  
 978/II + Deutsch  
 979 focused light + Superseal  
 979/I + Superseal  
 979/II + Deutsch



# W130 7000

12V-24V IP66/68

110/159/85mm

LED lamp



1208 focused light + Superseal  
 1208/I + Superseal  
 1208/II + Deutsch



1207 diffused light + Superseal  
 1207/I + Superseal  
 1207/II + Deutsch

# W130 8000

12V-24V IP66/68



1215 focused light + Superseal  
 1215/I + Superseal  
 1215/II + Deutsch



1214 diffused light + Superseal  
 1214/I + Superseal  
 1214/II + Deutsch



# W143/70

12V-70V IP66/68

101/153/75mm



LED lamp

- 1205 + open cable
- 1205/I + Superseal
- 1205/II + Deutsch

# W144/70

12V-70V IP66/68

LED lamp

101/153/75mm



- 1206 + open cable
- 1206/I + Superseal
- 1206/II + Deutsch

# W144 6000

12V-24V IP66/68

LED lamp

110/159/85mm



- 1209 + open cable
- 1209/I + Superseal
- 1209/II + Deutsch

# W162 5000

12V-70V IP66/68

108/162/74mm

LED lamp



- 1210 + Superseal
- 1210/I + Deutsch
- 1210/II + Deutsch
- 1211 + Superseal
- 1211/I + Deutsch
- 1211/II + Deutsch

# W162 7000

12V-70V IP66/68



- 1153 + Superseal
- 1153/I + Deutsch
- 1153/II + Deutsch
- 1154 + Superseal
- 1154/I + Deutsch
- 1154/II + Deutsch

# W163 2000

12V-24V

LED lamp



1216 diffused light

# W163 4000

12V-70V

108/162/46mm



1212 diffused light



1213 focused light

# W163 5000

12V-70V IP66/68



1155 diffused light



1156 focused light

# W164 5000

12V-70V IP66/68

LED lamp

150/152/75mm



1306

+ Superseal



1306/I + Superseal

1306/II + Deutsch



1307

+ Superseal



1307/I + Superseal

1307/II + Deutsch



1157

+ Superseal



1157/I + Superseal

1157/II + Deutsch

# W164 7000

12V-70V IP66/68



1158

+ Superseal

1158/I + Superseal

1158/II + Deutsch

# W165 2000

LED lamp



1463

# W165 4000

150/152/44mm



1308 diffused light



1309 focused light

# W165 5000

12V-70V IP66/68



1159 diffused light



1160 focused light



# W166 2000

12V-24V IP66/68

110/166/46mm



luminous flux  
2000 lm  
full LED

1464



available in ADR version

LED  
lamp

12V-24V IP6K9K

238/181/72mm



luminous flux  
2000 lm  
full LED

luminous flux  
1000 lm  
full LED

luminous flux  
1000 lm  
full LED

LED  
lamp

1444 L/P (W168.10.1)  
front-rear-side

1445 L (W168.10.2)  
rear-side

1445 P (W168.10.2)  
rear-side

# W166 4000

12V-70V IP6K9K

110/166/46mm



1161  
diffused light



1162  
focused light

luminous flux  
4000 lm  
full LED  
focused or diffused  
light

LED  
lamp



available in ADR version

12V-24V IP6K9K

# W229



luminous flux  
2000 lm  
full LED

1501

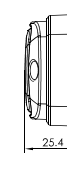
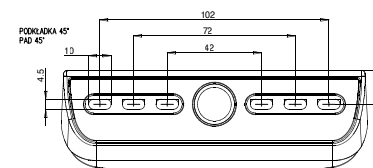
132,9/43,9/25,4mm

LED  
lamp

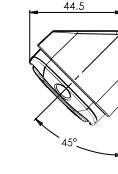


luminous flux  
1800 lm  
full LED

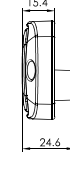
1501 N



Lampa z podkładką  
Lamp with pad



Lampa z podkładką kątową  
Lamp with angle pad



Lampa bez podkładki  
Lamp without pad

# W167 6000

12V-70V IP6K9K

110/166/46mm



1163  
diffused light



1164  
focused light

luminous flux  
6000 lm  
full LED  
focused or diffused  
light

LED  
lamp

# O1

12V-24V

129/87,3/20mm



493  
direction indicator's load  
single channel

# O2

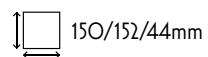
12V-24V



494  
direction indicator's load  
dual channel



12V-24V




# SM1 flasher

sterownik lamp pozycyjnych bocznych - 1 kanałowy

catalogue number	photo	input cable „IN” - channel 1 YLY-5 3x0,75mm <sup>2</sup>	input cable „IN” - channel 1 YLY-5 6x0,75mm <sup>2</sup> + connector Tyco (F)	input cable „IN” - channel 1 YLY-5 6x0,75mm <sup>2</sup> + connector Schlemmer (F)	output cable „OUT” YLY-5 6x0,75mm <sup>2</sup> + connector Tyco (M)	output cable „OUT” YLY-5 6x0,75mm <sup>2</sup> + connector Schlemmer (M)	control cable - channel 1 YLY-5 2x0,75mm <sup>2</sup>	control cable - channel 1 YLY-5p 2x1,5mm <sup>2</sup> + connector DC Jaeger	control cable - channel 1 YLY-5 2x0,75mm <sup>2</sup> + AMP	cable „NO FLASH” - channel 1 YLY-5 2x0,75mm <sup>2</sup>	cable „NO FLASH” - channel 1 YLY-5p 2x1,5mm <sup>2</sup> + connector DC Jaeger	cable „NO FLASH” - channel 1 YLY-5 2x0,75mm <sup>2</sup> + AMP	cable for reversing light YLY-5 2x0,75mm <sup>2</sup> + AMP
1141.1		●					●						
1141.1 NF		●					●			●			
1141.2		●						●					
1141.2 NF		●						●			●		
1141.3			●		●			●		●			
1141.3 NF			●		●			●		●	●		
1141.4				●		●		●		●			
1141.4 NF				●		●		●		●	●		
1141.5			●		●			●					
1141.5 NF			●		●			●				●	
1141.6				●		●		●					
1141.6 AR				●		●		●					●
1141.6 NF				●		●		●				●	



12V/24V



# SM1 flasher

sterownik lamp pozycyjnych bocznych - 2 kanałowy



catalogue number	photo	input cable „IN” - channel 1 YLY-5 3x0,75mm <sup>2</sup>	input cable „IN” - channel 2 YLY-5 3x0,75mm <sup>2</sup>	control cable - channel 1 YLY-5 2x0,75mm <sup>2</sup>	control cable - channel 1 YLY-5p 2x1,5mm <sup>2</sup> + connector DC Jaeger	control cable - channel 2 YLY-5 2x0,75mm <sup>2</sup>	control cable - channel 2 YLY-5p 2x1,5mm <sup>2</sup> + connector DC Jaeger	cable „NO FLASH” - channel 1 YLY-5 2x0,75mm <sup>2</sup>	cable „NO FLASH” - channel 1 YLY-5p 2x1,5mm <sup>2</sup> + connector DC Jaeger	cable „NO FLASH” - channel 2 YLY-5 2x0,75mm <sup>2</sup>	cable „NO FLASH” - channel 2 YLY-5p 2x1,5mm <sup>2</sup> + connector DC Jaeger	cable for reversing light YLY-5 2x0,75mm <sup>2</sup> + AMP
1141.1 DOUBLE		●	●	●		●						
1141.1 DOUBLE NF		●	●	●		●		●		●		
1141.2 DOUBLE		●	●		●		●					
1141.2 DOUBLE NF		●	●		●		●		●		●	
1141.4 DOUBLE		●	●	●		●						
1141.4 DOUBLE NF		●	●	●		●		●		●		
1141.6 DOUBLE		●	●		●		●					
1141.6 DOUBLE AR		●	●		●		●		●		●	●
1141.6 DOUBLE NF		●	●		●		●		●		●	



12V|24V

# LM2

load światel



catalogue number	photo	voltage	5 lights version	4 lights version	2,5m cable with plug	1m cable with plug	0,5m cable with socket	1m cable with socket	13-pin plug-socket	15-pin plug-socket	7-pin plug-socket	2,5m open cable in	1m open cable in	0,5m open cable out	1m open cable out
<b>1239-12V</b>		12V	●		●		●		●						
<b>1239-24V</b>		24V	●			●	●		●						
<b>1240.13-12V</b>		12V		●	●		●		●						
<b>1240.7-12V</b>		12V		●	●		●				●				
<b>1240-24V</b>		24V		●		●	●		●						
<b>1418-12V</b>		12V	●									●		●	
<b>1418-24V</b>		24V	●										●		●



12V|24V



# LM7

load światel



catalogue number	photo	voltage	5 lights version	4 lights version (without reversing light)	2,5m cable with plug	1m cable with plug	0,5m cable with socket	1m cable with socket	13-pin plug-socket	15-pin plug-socket	7-pin plug-socket	2,5m open cable in	1m open cable in	0,5m open cable out	1m open cable out
<b>1241-12V</b>		12V	●		●		●		●						
<b>1241-24V</b>		24V	●			●	●		●						
<b>1242.13-12V</b>		12V		●	●		●		●						
<b>1242.7-12V</b>		12V		●	●		●				●				
<b>1242-24V</b>		24V		●		●	●		●						
<b>1419-12V</b>		12V	●									●		●	
<b>1419-24V</b>		24V	●										●		●



# LMO

load światel

12V/24V



catalogue number	photo	voltage	5 lights version	4 lights version	3 lights version	2.5m cable with plug	1m cable with plug	0.5m cable with socket	1m cable with socket	13-pin plug-socket	15-pin plug-socket
<b>1243-12V</b>		12V	●			●		●		●	
<b>1243-24V</b>		24V	●				●		●		●
<b>1244-12V</b>		12V		●		●		●		●	
<b>1244-24V</b>		24V		●			●		●		●
<b>1245-12V</b>		12V			●	●		●		●	
<b>1245-24V</b>		24V			●		●		●		●

# Legenda

side markers and single function position lamps	
Z	bracket for side markers
P	bracket for side markers
K	housing for side markers
O	extra reflector
KR	lens in the colour of emitted light

multifunction end-outline lamps	
L	left
P	right
I	mounting option - surface
II	mounting option - straight bracket
III	mounting option - angled bracket
BC	red lens, if without BC marking the lens is clear and transparent
DD	dynamic indicator, progressive moving

multifunction rear assembly lamps	
L	left
P	right
L/P	universal
O	dummy load for indicator light, voltage according to product specification
O12	dummy load for indicator light, for 12V
O24	dummy load for indicator light, for 24V
DD	dynamic indicator, progressive moving
KR	lens in the colour of emitted light
SZ	Connector - Schlemmer 8pin
SCHL	
WAS	connector 5 pin
WAS7	connector 7 pin, WAŚ
TYCO	connector 7 pin, AMP



low beam



high beam



position light



stop light



fog light



reverse light



indicator



reflecting device





SAE

SAE



LED  
lamp



LED  
lamp



LED

version	SAE code	options	multifunction - two color module			single function	
			left	right	universal	yellow	red
W21.1W					495-SAE		
W21.2W			496L-SAE	496R-SAE			
W21.3W			497L-SAE	497R-SAE			
W21.4W					498-SAE		
W21.5W			499L-SAE	499R-SAE			
W21.6W					500-SAE		
W21.7W			501L-SAE	501R-SAE			
W21.10W			502L-SAE	502R-SAE			
W77.1W	T, P, P2, P3	without side marker	600L-SAE	600R-SAE			
		with side marker	599L-SAE	599R-SAE			
W77.2W		without side marker	602L-SAE	602R-SAE			
		with side marker	601L-SAE	601R-SAE			
W77.3W		without side marker	604L-SAE	604R-SAE			
		with side marker	603L-SAE	603R-SAE			
W77.4W		without side marker	606L-SAE	606R-SAE			
		with side marker	605L-SAE	605R-SAE			
W23W					513-SAE		
W24W	P, P2, P3					520Y-SAE	
	T, P2, P3						520RED-SAE
W25W	P, P2, P3					524Y-SAE	
	T, P2, P3						524RED-SAE
W56W	T, P, P2, P3				515-SAE		
W79W	P, P2, P3					675-SAE	
	T, P2, P3						674-SAE

